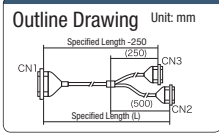


Connector Conversion / Branch Cable

▼ Mitsubishi / Omron Supported Cable Connection Diagram Product Page 591, 592

GRNT22 (GRPT22)

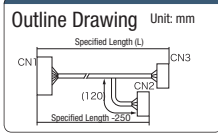


■ Connection Diagram

CN1 FCN-367J040-AU-F CN3 B HIF3BA-20D-2.54R (MILE-20-2.54-S)

B20	20
B19	18
B18	16
∫	∫
B13	6
B12	4
B11	2
B10	19
B9	17
B8	15
∫	∫
B3	5
B2	3
B1	1
CN2 A HIF3BA-20D-2.54R (MILE-20-2.54-S)	
A20	20
A19	18
A18	16
∫	∫
A13	6
A12	4
A11	2
A10	19
A9	17
A8	15
∫	∫
A3	5
A2	3
A1	1

GRNT23 (GRPT23)

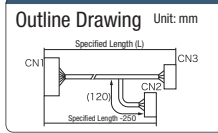


■ Connection Diagram

CN1 FCN-367J040-AU-F CN2 mch HIF3BA-20D-2.54R (MILE-20-2.54-S)

A1	20
A2	18
A3	16
∫	∫
A8	6
A9	4
A10	2
A11	19
A12	17
A13	15
∫	∫
A18	5
A19	3
A20	1
CN3 m+1ch HIF3BA-20D-2.54R (MILE-20-2.54-S)	
B1	20
B2	18
B3	16
∫	∫
B8	6
B9	4
B10	2
B11	19
B12	17
B13	15
∫	∫
B18	5
B19	3
B20	1

GRNT24 (GRPT24)

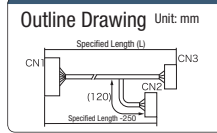


■ Connection Diagram

CN1 FCN-367J040-AU-F CN3 mch HIF3BA-20D-2.54R (MILE-20-2.54-S)

A1	20
A2	18
A3	16
∫	∫
A7	6
A8	4
A9	2
A10	19
A11	17
A12	15
∫	∫
A16	5
A17	3
A18	1
A19	NC
A20	NC
CN2 m+1ch HIF3BA-20D-2.54R (MILE-20-2.54-S)	
B1	20
B2	18
B3	16
∫	∫
B7	8
B8	6
B9	4
B10	19
B11	17
B12	15
∫	∫
B16	7
B17	5
B18	3
B19	NC
B20	NC

GRNT25 (GRPT25)

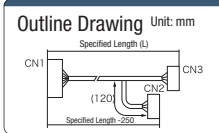


■ Connection Diagram

CN1 FCN-367J040-AU-F CN3 HIF3BA-20D-2.54R (MILE-20-2.54-S)

A1	1
A2	2
A3	3
A4	4
A5	5
A6	7
A7	9
A8	11
A9	13
A10	15
A11	17
A12	19
A13	6
A14	8
A15	10
A16	12
A17	14
A18	16
A19	18
A20	20
CN2 HIF3BA-20D-2.54R (MILE-20-2.54-S)	
B1	1
B2	2
B3	3
B4	4
B5	5
B6	7
B7	9
B8	11
B9	13
B10	15
B11	17
B12	19
B13	6
B14	8
B15	10
B16	12
B17	14
B18	16
B19	18
B20	20

GRNT26 (GRPT26)

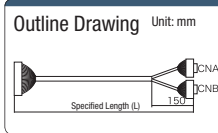


■ Connection Diagram

CN1 FCN-367J040-AU-F CN3 HIF3BA-20D-2.54R (MILE-20-2.54-S)

A1	1
A2	2
A3	3
A4	4
A5	5
A6	7
A7	9
A8	11
A9	13
A10	15
A11	17
A12	19
A13	6
A14	8
A15	10
A16	12
A17	14
A18	16
A19	18
A20	20
CN2 HIF3BA-20D-2.54R (MILE-20-2.54-S)	
B1	1
B2	2
B3	3
B4	4
B5	5
B6	7
B7	9
B8	11
B9	13
B10	15
B11	17
B12	19
B13	6
B14	8
B15	10
B16	12
B17	14
B18	16
B19	18
B20	20

GRNT27 (GRPT27)

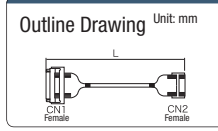


■ Connection Diagram

CN1 FCN-367J040-AU-F CN B HIF3BA-20D-2.54R (MILE-20-2.54-S)

A1	2
A2	4
A3	1
A4	3
A5	5
A6	7
A7	9
A8	11
A9	13
A10	15
A11	17
A12	19
A13	6
A14	8
A15	10
A16	12
A17	14
A18	16
A19	18
A20	20
CN A HIF3BA-20D-2.54R (MILE-20-2.54-S)	
B1	2
B2	4
B3	1
B4	3
B5	5
B6	7
B7	9
B8	11
B9	13
B10	15
B11	17
B12	19
B13	6
B14	8
B15	10
B16	12
B17	14
B18	16
B19	18
B20	20

GRNT28 (GRPT28)



■ Connection Diagram

CN1 FCN-367J024-AU-F CN2 HIF3BA-20D-2.54R (MILE-20-2.54-S)

A1	1
A2	3
A3	5
∫	∫
A8	15
A9	17
A10	19
A11	NC
A12	NC
B1	2
B2	4
B3	6
∫	∫
B8	16
B9	18
B10	20
B11	NC
B12	NC

Selection Method of Connector Included Cable

Square Connector Included Cable

Coaxial Connector Included Cable

Round Connector Included Cable

Nylon Connector Included Cable

Custom Service

Connector Included Cable Documents