

PCR Half Pitch Connector Cable

▼ SPCR, EPCR, GRNR Series Product Page ▶796 ~ 798, 800

When selecting 96-core (Except HUC / HUJ)

CN1 Connector		Wire Core Identification Example: Pin No. 9, Yellow / Black 2			CN2 Connector		CN1 Connector		Wire Core Identification Example: Pin No. 31, Orange / Long Black 2			CN2 Connector	
Pin No.	Pin No.	Pair No.	Insulator Color	Marks and Dots	Pin No.	Pin No.	Pin No.	Pin No.	Pair No.	Insulator Color	Marks and Dots	Pin No.	Pin No.
1	▶P. 1052	1 Pair	Orange	Black 1	1	25	25	25	25 Pair	Pink	Black continuous	25	25
49		1 Pair	Orange	Red 1	49	73	73	73	26 Pairs	Orange	Long Black 1	26	26
2		2 Pairs	Gray	Black 1	2	26	26	26	26 Pairs	Orange	Long Red 1	26	26
50		2 Pairs	Gray	Red 1	50	74	74	74	27 Pairs	Gray	Long Black 1	27	27
3		3 Pairs	White	Black 1	3	27	27	27	27 Pairs	Gray	Long Red 1	27	27
51		3 Pairs	White	Red 1	51	75	75	75	28 Pairs	White	Long Black 1	28	28
4		4 Pairs	Yellow	Black 1	4	28	28	28	28 Pairs	White	Long Red 1	28	28
52		4 Pairs	Yellow	Red 1	52	76	76	76	29 Pairs	Yellow	Long Black 1	29	29
5		5 Pairs	Pink	Black 1	5	29	29	29	29 Pairs	Yellow	Long Red 1	29	29
53		5 Pairs	Pink	Red 1	53	77	77	77	30 Pairs	Pink	Long Black 1	30	30
6		6 Pairs	Orange	Black 2	6	30	30	30	30 Pairs	Pink	Long Red 1	30	30
54		6 Pairs	Orange	Red 2	54	78	78	78	31 Pairs	Orange	Long Black 2	31	31
7		7 Pairs	Gray	Black 2	7	31	31	31	31 Pairs	Orange	Long Red 2	31	31
55		7 Pairs	Gray	Red 2	55	79	79	79	32 Pairs	Gray	Long Black 2	32	32
8		8 Pairs	White	Black 2	8	32	32	32	32 Pairs	Gray	Long Red 2	32	32
56		8 Pairs	White	Red 2	56	80	80	80	33 Pairs	White	Long Black 2	33	33
9		9 Pairs	Yellow	Black 2	9	33	33	33	33 Pairs	White	Long Red 2	33	33
57		9 Pairs	Yellow	Red 2	57	81	81	81	34 Pairs	Yellow	Long Black 2	34	34
10		10 Pairs	Pink	Black 2	10	34	34	34	34 Pairs	Yellow	Long Red 2	34	34
58		10 Pairs	Pink	Red 2	58	82	82	82	35 Pairs	Pink	Long Black 2	35	35
11		11 Pairs	Orange	Black 3	11	35	35	35	35 Pairs	Pink	Long Red 2	35	35
59		11 Pairs	Orange	Red 3	59	83	83	83	36 Pairs	Orange	Long Black 3	36	36
12		12 Pairs	Gray	Black 3	12	36	36	36	36 Pairs	Orange	Long Red 3	36	36
60		12 Pairs	Gray	Red 3	60	84	84	84	37 Pairs	Gray	Long Black 3	37	37
13		13 Pairs	White	Black 3	13	37	37	37	37 Pairs	Gray	Long Red 3	37	37
61		13 Pairs	White	Red 3	61	85	85	85	38 Pairs	White	Long Black 3	38	38
14		14 Pairs	Yellow	Black 3	14	38	38	38	38 Pairs	White	Long Red 3	38	38
62		14 Pairs	Yellow	Red 3	62	86	86	86	39 Pairs	Yellow	Long Black 3	39	39
15		15 Pairs	Pink	Black 3	15	39	39	39	39 Pairs	Yellow	Long Red 3	39	39
63		15 Pairs	Pink	Red 3	63	87	87	87	40 Pairs	Pink	Long Black 3	40	40
16		16 Pairs	Orange	Black 4	16	40	40	40	40 Pairs	Pink	Long Red 3	40	40
64		16 Pairs	Orange	Red 4	64	88	88	88	41 Pairs	Orange	Long Black 4	41	41
17		17 Pairs	Gray	Black 4	17	41	41	41	41 Pairs	Orange	Long Red 4	41	41
65		17 Pairs	Gray	Red 4	65	89	89	89	42 Pairs	Gray	Long Black 4	42	42
18		18 Pairs	White	Black 4	18	42	42	42	42 Pairs	Gray	Long Red 4	42	42
66		18 Pairs	White	Red 4	66	90	90	90	43 Pairs	White	Long Black 4	43	43
19		19 Pairs	Yellow	Black 4	19	43	43	43	43 Pairs	White	Long Red 4	43	43
67		19 Pairs	Yellow	Red 4	67	91	91	91	44 Pairs	Yellow	Long Black 4	44	44
20		20 Pairs	Pink	Black 4	20	44	44	44	44 Pairs	Yellow	Long Red 4	44	44
68		20 Pairs	Pink	Red 4	68	92	92	92	45 Pairs	Pink	Long Black 4	45	45
21		21 Pairs	Orange	Black continuous	21	45	45	45	45 Pairs	Pink	Long Red 4	45	45
69		21 Pairs	Orange	Red continuous	69	93	93	93	46 Pairs	Orange	Black Line	46	46
22		22 Pairs	Gray	Black continuous	22	46	46	46	46 Pairs	Orange	Red Line	46	46
70		22 Pairs	Gray	Red continuous	70	94	94	94	47 Pairs	Gray	Black Line	47	47
23		23 Pairs	White	Black continuous	23	47	47	47	47 Pairs	Gray	Red Line	47	47
71		23 Pairs	White	Red continuous	71	95	95	95	48 Pairs	White	Black Line	48	48
24		24 Pairs	Yellow	Black continuous	24	48	48	48	48 Pairs	White	Red Line	48	48
72		24 Pairs	Yellow	Red continuous	72	96	96	96				96	96
Shield			Shield		Hood / Terminal		Hood		Shield			Hood / Terminal	

(Note) ZPCR Series is on ▶1063

(Note) For HUC / HUJ / HU, see P.1055 --.

▼ SPCR-HBU-A-96/SPCR-HBU-B-96 (Female / Fusion 2 Branches)

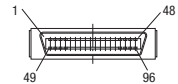
96-core

Product Page ▶796

CN1 Pin No.	Wire Core Identification	CN3 Pin No.	CN1 Pin No.	Wire Core Identification	CN2 Pin No.
Arrangement: See figure at right	Pair No. Insulator Color Marked Point	Arrangement: See figure at right	Arrangement: See figure at right	Pair No. Insulator Color Marked Point	Arrangement: See figure at right
1	1 Pair Orange Black 1	1	25	25 Pair Pink Black continuous	25
2	2 Pairs Orange Red 1	2	26	26 Pairs Orange Long Black 1	26
3	3 Pairs Gray Black 1	3	27	27 Pairs Gray Long Red 1	27
4	4 Pairs White Red 1	4	28	28 Pairs White Long Black 1	28
5	5 Pairs Yellow Black 1	5	29	29 Pairs Yellow Long Red 1	29
6	6 Pairs Pink Red 1	6	30	30 Pairs Pink Long Black 1	30
7	7 Pairs Orange Red 2	7	31	31 Pairs Orange Long Black 2	31
8	8 Pairs White Black 2	8	32	32 Pairs Gray Long Red 2	32
9	9 Pairs Yellow Red 2	9	33	33 Pairs White Long Black 2	33
10	10 Pairs Pink Black 2	10	34	34 Pairs Yellow Long Red 2	34
11	11 Pairs Orange Red 3	11	35	35 Pairs Pink Long Black 2	35
12	12 Pairs Gray Black 3	12	36	36 Pairs Orange Long Black 3	36
13	13 Pairs White Red 3	13	37	37 Pairs Gray Long Red 3	37
14	14 Pairs Yellow Black 3	14	38	38 Pairs White Long Black 3	38
15	15 Pairs Pink Red 3	15	39	39 Pairs Yellow Long Red 3	39
16	16 Pairs Orange Red 4	16	40	40 Pairs Pink Long Black 3	40
17	17 Pairs White Black 4	17	41	41 Pairs Orange Long Red 4	41
18	18 Pairs Yellow Red 4	18	42	42 Pairs Gray Long Black 4	42
19	19 Pairs Pink Black 4	19	43	43 Pairs White Long Red 4	43
20	20 Pairs Orange Red 4	20	44	44 Pairs Yellow Long Black 4	44
21	21 Pairs Gray Black 3	21	45	45 Pairs Pink Long Red 4	45
22	22 Pairs White Red 3	22	46	46 Pairs Orange Red Line	46
23	23 Pairs Yellow Black 3	23	47	47 Pairs Gray Black Line	47
24	24 Pairs Pink Red 3	24	48	48 Pairs White Black Line	48
25	25 Pairs Orange Red 2	25			
26	26 Pairs White Black 2	26			
27	27 Pairs Yellow Red 2	27			
28	28 Pairs Pink Black 2	28			
29	29 Pairs Orange Red 1	29			
30	30 Pairs Gray Black 1	30			
31	31 Pairs White Red 1	31			
32	32 Pairs Yellow Black 1	32			
33	33 Pairs Pink Red 1	33			
34	34 Pairs Orange Red 1	34			
35	35 Pairs White Black 1	35			
36	36 Pairs Yellow Red 1	36			
37	37 Pairs Pink Black 1	37			
38	38 Pairs Orange Red 1	38			
39	39 Pairs Gray Black 1	39			
40	40 Pairs White Red 1	40			
41	41 Pairs Yellow Black 1	41			
42	42 Pairs Pink Red 1	42			
43	43 Pairs Orange Red 1	43			
44	44 Pairs Gray Black 1	44			
45	45 Pairs White Red 1	45			
46	46 Pairs Yellow Black 1	46			
47	47 Pairs Pink Red 1	47			
48	48 Pairs Orange Red 1	48			

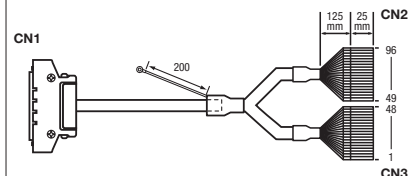
Contact Arrangement Diagram

View of the female connector from the coupling surface.



(Note) It is different from the pin number on the connector.

Outline Image Drawing



PCR Half Pitch Connector Cable

▼ **SPCR, EPCR Series Product Page** 796 ~ 798, 800

When selecting 68-core (Except HUC / HUU)

CN1	Wire Core Identification			CN2
Pin No.	Example: Pin No. 6, Orange / Black 2			Pin No.
		Orange	2 Black Dots	
Pair Number	Cable Color	Line Color		
1	Orange	Black 1	1	
35	1 Pair	Orange	Red 1	35
2	2 Pairs	Gray	Black 1	2
36		Gray	Red 1	36
3	3 Pairs	White	Black 1	3
37		White	Red 1	37
4	4 Pairs	Yellow	Black 1	4
38		Yellow	Red 1	38
5	5 Pairs	Pink	Black 1	5
39		Pink	Red 1	39
6	6 Pairs	Orange	Black 2	6
40		Orange	Red 2	40
7	7 Pairs	Gray	Black 2	7
41		Gray	Red 2	41
8	8 Pairs	White	Black 2	8
42		White	Red 2	42
9	9 Pairs	Yellow	Black 2	9
43		Yellow	Red 2	43
10	10 Pairs	Pink	Black 2	10
44		Pink	Red 2	44
11	11 Pairs	Orange	Black 3	11
45		Orange	Red 3	45
12	12 Pairs	Gray	Black 3	12
46		Gray	Red 3	46
13	13 Pairs	White	Black 3	13
47		White	Red 3	47
14	14 Pairs	Yellow	Black 3	14
48		Yellow	Red 3	48
15	15 Pairs	Pink	Black 3	15
49		Pink	Red 3	49
16	16 Pairs	Orange	Black 4	16
50		Orange	Red 4	50
17	17 Pairs	Gray	Black 4	17
51		Gray	Red 4	51
18	18 Pairs	White	Black 4	18
52		White	Red 4	52
19	19 Pairs	Yellow	Black 4	19
53		Yellow	Red 4	53
20	20 Pairs	Pink	Black 4	20
54		Pink	Red 4	54
21	21 Pairs	Orange	Black continuous	21
55		Orange	Red continuous	55
22	22 Pairs	Gray	Black continuous	22
56		Gray	Red continuous	56
23	23 Pairs	White	Black continuous	23
57		White	Red continuous	57
24	24 Pairs	Yellow	Black continuous	24
58		Yellow	Red continuous	58
25	25 Pairs	Pink	Black continuous	25
59		Pink	Red continuous	59
26	26 Pairs	Orange	Long Black 1	26
60		Orange	Long Red 1	60
27	27 Pairs	Gray	Long Black 1	27
61		Gray	Long Red 1	61
28	28 Pairs	White	Long Black 1	28
62		White	Long Red 1	62
29	29 Pairs	Yellow	Long Black 1	29
63		Yellow	Long Red 1	63
30	30 Pairs	Pink	Long Black 1	30
64		Pink	Long Red 1	64
31	31 Pairs	Orange	Long Black 2	31
65		Orange	Long Red 2	65
32	32 Pairs	Gray	Long Black 2	32
66		Gray	Long Red 2	66
33	33 Pairs	White	Long Black 2	33
67		White	Long Red 2	67
34	34 Pairs	Yellow	Long Black 2	34
68		Yellow	Long Red 2	68
Hood		Shield		Hood / Terminal

When selecting 50-core (Except HUC / HUU)

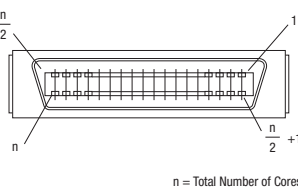
CN1	Wire Core Identification			CN2
Pin No.	Example: Pin No. 6, Orange / Black 2			Pin No.
		Orange	2 Black Dots	
Pair Number	Cable Color	Line Color		
1	Orange	Black 1	1	
26	1 Pair	Orange	Red 1	26
2	2 Pairs	Gray	Black 1	2
27		Gray	Red 1	27
3	3 Pairs	White	Black 1	3
28		White	Red 1	28
4	4 Pairs	Yellow	Black 1	4
29		Yellow	Red 1	29
5	5 Pairs	Pink	Black 1	5
30		Pink	Red 1	30
6	6 Pairs	Orange	Black 2	6
31		Orange	Red 2	31
7	7 Pairs	Gray	Black 2	7
32		Gray	Red 2	32
8	8 Pairs	White	Black 2	8
33		White	Red 2	33
9	9 Pairs	Yellow	Black 2	9
34		Yellow	Red 2	34
10	10 Pairs	Pink	Black 2	10
35		Pink	Red 2	35
11	11 Pairs	Orange	Black 3	11
36		Orange	Red 3	36
12	12 Pairs	Gray	Black 3	12
37		Gray	Red 3	37
13	13 Pairs	White	Black 3	13
38		White	Red 3	38
14	14 Pairs	Yellow	Black 3	14
39		Yellow	Red 3	39
15	15 Pairs	Pink	Black 3	15
40		Pink	Red 3	40
16	16 Pairs	Orange	Black 4	16
41		Orange	Red 4	41
17	17 Pairs	Gray	Black 4	17
42		Gray	Red 4	42
18	18 Pairs	White	Black 4	18
43		White	Red 4	43
19	19 Pairs	Yellow	Black 4	19
44		Yellow	Red 4	44
20	20 Pairs	Pink	Black 4	20
45		Pink	Red 4	45
21	21 Pairs	Orange	Black continuous	21
46		Orange	Red continuous	46
22	22 Pairs	Gray	Black continuous	22
47		Gray	Red continuous	47
23	23 Pairs	White	Black continuous	23
48		White	Red continuous	48
24	24 Pairs	Yellow	Black continuous	24
49		Yellow	Red continuous	49
25	25 Pairs	Pink	Black continuous	25
50		Pink	Red continuous	50
Hood		Shield		Hood / Terminal

When selecting 36-core (Except HUC / HUU)

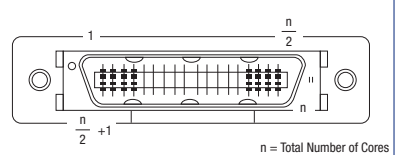
CN1	Wire Core Identification			CN2
Pin No.	Example: Pin No. 6, Orange / Black 2			Pin No.
		Orange	2 Black Dots	
Pair Number	Cable Color	Line Color		
1	Orange	Black 1	1	
19	1 Pair	Orange	Red 1	19
2	2 Pairs	Gray	Black 1	2
20		Gray	Red 1	20
3	3 Pairs	White	Black 1	3
21		White	Red 1	21
4	4 Pairs	Yellow	Black 1	4
22		Yellow	Red 1	22
5	5 Pairs	Pink	Black 1	5
23		Pink	Red 1	23
6	6 Pairs	Orange	Black 2	6
24		Orange	Red 2	24
7	7 Pairs	Gray	Black 2	7
25		Gray	Red 2	25
8	8 Pairs	White	Black 2	8
26		White	Red 2	26
9	9 Pairs	Yellow	Black 2	9
27		Yellow	Red 2	27
10	10 Pairs	Pink	Black 2	10
28		Pink	Red 2	28
11	11 Pairs	Orange	Black 3	11
29		Orange	Red 3	29
12	12 Pairs	Gray	Black 3	12
30		Gray	Red 3	30
13	13 Pairs	White	Black 3	13
31		White	Red 3	31
14	14 Pairs	Yellow	Black 3	14
32		Yellow	Red 3	32
15	15 Pairs	Pink	Black 3	15
33		Pink	Red 3	33
16	16 Pairs	Orange	Black 4	16
34		Orange	Red 4	34
17	17 Pairs	Gray	Black 4	17
35		Gray	Red 4	35
18	18 Pairs	White	Black 4	18
36		White	Red 4	36
Hood		Shield		Hood / Terminal

(Note) For HUC / HUU, see P.1057 ~ 1060.

PCR Female Connector Contact Arrangement Diagram



PCR Male Connector Contact Arrangement Diagram



Connector Included Cable Documents

PCR Half Pitch Connector Cable

▼ **SPCR, EPCR Series Product Page** ▶796 ~ 798, 800

When selecting 28-core (Except HUC / HUJ)

CN1 Pin No.	Wire Core Identification Example: Pin No. 6, Orange / Black 2			CN2 Pin No.
	Pair Number	Cable Color	Line Color	
1	Orange	Black 1	1	
15	Orange	Red 1	15	
2	Gray	Black 1	2	
16	Gray	Red 1	16	
3	White	Black 1	3	
17	White	Red 1	17	
4	Yellow	Black 1	4	
18	Yellow	Red 1	18	
5	Pink	Black 1	5	
19	Pink	Red 1	19	
6	Orange	Black 2	6	
20	Orange	Red 2	20	
7	Gray	Black 2	7	
21	Gray	Red 2	21	
8	White	Black 2	8	
22	White	Red 2	22	
9	Yellow	Black 2	9	
23	Yellow	Red 2	23	
10	Pink	Black 2	10	
24	Pink	Red 2	24	
11	Orange	Black 3	11	
25	Orange	Red 3	25	
12	Gray	Black 3	12	
26	Gray	Red 3	26	
13	White	Black 3	13	
27	White	Red 3	27	
14	Yellow	Black 3	14	
28	Yellow	Red 3	28	
Hood	Shield		Hood / Terminal	

When selecting 20-core (Except HUC / HUJ)

CN1 Pin No.	Wire Core Identification Example: Pin No. 6, Orange / Black 2			CN2 Pin No.
	Pair Number	Cable Color	Line Color	
1	Orange	Black 1	1	
11	Orange	Red 1	11	
2	Gray	Black 1	2	
12	Gray	Red 1	12	
3	White	Black 1	3	
13	White	Red 1	13	
4	Yellow	Black 1	4	
14	Yellow	Red 1	14	
5	Pink	Black 1	5	
15	Pink	Red 1	15	
6	Orange	Black 2	6	
16	Orange	Red 2	16	
7	Gray	Black 2	7	
17	Gray	Red 2	17	
8	White	Black 2	8	
18	White	Red 2	18	
9	Yellow	Black 2	9	
19	Yellow	Red 2	19	
10	Pink	Black 2	10	
20	Pink	Red 2	20	
Hood	Shield		Hood / Terminal	

(Note) For HUC / HUJ, see P.1057 ~ 1060.

▼ **SPCR (Connector Conversion Type) Product Page** ▶797

Shape Specification Type

HM40S

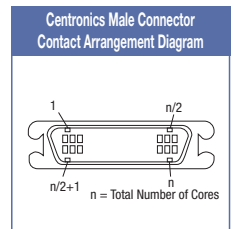
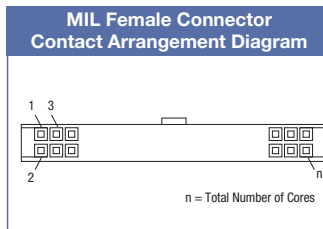
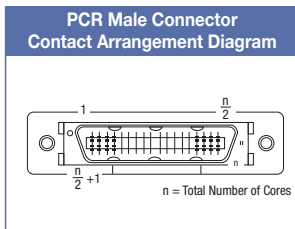
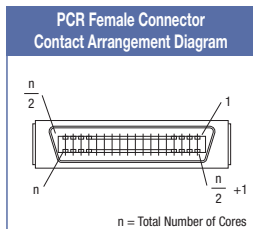
※ MIL Socket 37 ~ 40-core is Empty

HM50S, HM50WS

HM50SB, HM50WSB

※ MIL Socket 49 ~ 50-core is Empty

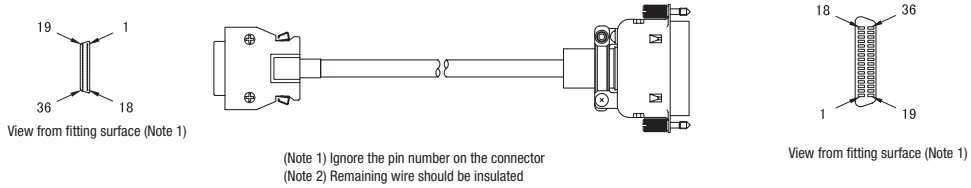
HC50PB



PCR Half Pitch Connector Cable

▼ SPCR-HCP (36-core / 50-core) Product Page ▶796

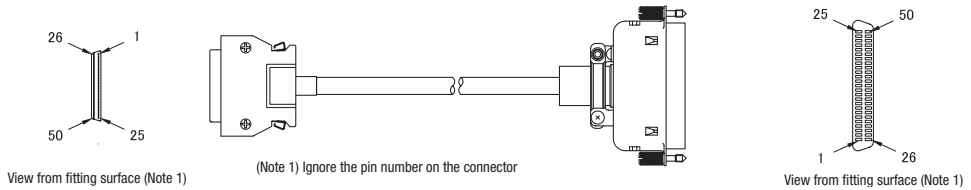
36-core



Wire Color	Pin	Pin	Wire Color	Pin	Wire Color
Orange / Black Short Dot 1	1	1	Orange / Black Short Dot 1	10	Pink / Black Short Dot 2
Orange / Red Short Dot 1	19	19	Orange / Red Short Dot 1	28	Pink / Red Short Dot 2
Gray / Black Short Dot 1	2	2	Gray / Black Short Dot 1	11	Orange / Black Short Dot 3
Gray / Red Short Dot 1	20	20	Gray / Red Short Dot 1	29	Orange / Red Short Dot 3
White / Black Short Dot 1	3	3	White / Black Short Dot 1	12	Gray / Black Short Dot 3
White / Red Short Dot 1	21	21	White / Red Short Dot 1	30	Gray / Red Short Dot 3
Yellow / Black Short Dot 1	4	4	Yellow / Black Short Dot 1	13	White / Black Short Dot 3
Yellow / Red Short Dot 1	22	22	Yellow / Red Short Dot 1	31	White / Red Short Dot 3
Pink / Black Short Dot 1	5	5	Pink / Black Short Dot 1	14	Yellow / Black Short Dot 3
Pink / Red Short Dot 1	23	23	Pink / Red Short Dot 1	32	Yellow / Red Short Dot 3
Orange / Black Short Dot 2	6	6	Orange / Black Short Dot 2	15	Pink / Black Short Dot 3
Orange / Red Short Dot 2	24	24	Orange / Red Short Dot 2	33	Pink / Red Short Dot 3
Gray / Black Short Dot 2	7	7	Gray / Black Short Dot 2	16	Orange / Black Short Dot 4
Gray / Red Short Dot 2	25	25	Gray / Red Short Dot 2	34	Orange / Red Short Dot 4
White / Black Short Dot 2	8	8	White / Black Short Dot 2	17	Gray / Black Short Dot 4
White / Red Short Dot 2	26	26	White / Red Short Dot 2	35	Gray / Red Short Dot 4
Yellow / Black Short Dot 2	9	9	Yellow / Black Short Dot 2	18	White / Black Short Dot 4
Yellow / Red Short Dot 2	27	27	Yellow / Red Short Dot 2	36	White / Red Short Dot 4
			Shield	Hood	Hood
					Shield

Connector Included Cable Documents

50-core



Wire Color	Pin	Pin	Wire Color	Pin	Wire Color
Orange / Black Short Dot 1	1	1	Orange / Black Short Dot 1	14	Yellow / Black Short Dot 3
Orange / Red Short Dot 1	26	26	Orange / Red Short Dot 1	39	Yellow / Red Short Dot 3
Gray / Black Short Dot 1	2	2	Gray / Black Short Dot 1	15	Pink / Black Short Dot 3
Gray / Red Short Dot 1	27	27	Gray / Red Short Dot 1	40	Pink / Red Short Dot 3
White / Black Short Dot 1	3	3	White / Black Short Dot 1	16	Orange / Black Short Dot 4
White / Red Short Dot 1	28	28	White / Red Short Dot 1	41	Orange / Red Short Dot 4
Yellow / Black Short Dot 1	4	4	Yellow / Black Short Dot 1	17	Gray / Black Short Dot 4
Yellow / Red Short Dot 1	29	29	Yellow / Red Short Dot 1	42	Gray / Red Short Dot 4
Pink / Black Short Dot 1	5	5	Pink / Black Short Dot 1	18	White / Black Short Dot 4
Pink / Red Short Dot 1	30	30	Pink / Red Short Dot 1	43	White / Red Short Dot 4
Orange / Black Short Dot 2	6	6	Orange / Black Short Dot 2	19	Yellow / Black Short Dot 4
Orange / Red Short Dot 2	31	31	Orange / Red Short Dot 2	44	Yellow / Red Short Dot 4
Gray / Black Short Dot 2	7	7	Gray / Black Short Dot 2	20	Pink / Black Short Dot 4
Gray / Red Short Dot 2	32	32	Gray / Red Short Dot 2	45	Pink / Red Short Dot 4
White / Black Short Dot 2	8	8	White / Black Short Dot 2	21	Orange / Black Short Dot 5
White / Red Short Dot 2	33	33	White / Red Short Dot 2	46	Orange / Red Short Dot 5
Yellow / Black Short Dot 2	9	9	Yellow / Black Short Dot 2	22	Gray / Black Short Dot 5
Yellow / Red Short Dot 2	34	34	Yellow / Red Short Dot 2	47	Gray / Red Short Dot 5
Pink / Black Short Dot 2	10	10	Pink / Black Short Dot 2	23	White / Black Short Dot 5
Pink / Red Short Dot 2	35	35	Pink / Red Short Dot 2	48	White / Red Short Dot 5
Orange / Black Short Dot 3	11	11	Orange / Black Short Dot 3	24	Yellow / Black Short Dot 5
Orange / Red Short Dot 3	36	36	Orange / Red Short Dot 3	49	Yellow / Red Short Dot 5
Gray / Black Short Dot 3	12	12	Gray / Black Short Dot 3	25	Pink / Black Short Dot 5
Gray / Red Short Dot 3	37	37	Gray / Red Short Dot 3	50	Pink / Red Short Dot 5
White / Black Short Dot 3	13	13	White / Black Short Dot 3		
White / Red Short Dot 3	38	38	White / Red Short Dot 3		
			Shield	Hood	Hood
					Shield