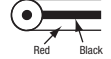




R04P

Product Page [O903](#)

Connection Diagram

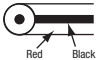

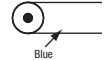
CN1 Pin No.	Wire Core Identification						CN2 Pin No.
Pin No. is on OP.257	A Cable	D Cable		E, F Cables		Pin No. is on OP.257	
	Example: Pin No. M Red / Black 	Example: Pin No. A White 	Example: Pin No. A Blue 				
Pin No.	Insulation Color	Line Color	Pair	Insulation Color	Pair	Insulation Color	
A	Black	N/A	1 Pair	White	1 Pair	Blue	
B	White	N/A		Black		White	
C	Red	N/A	2 Pair	Red	2 Pair	Yellow	
D	Green	N/A		Black		Brown	
E	Yellow	N/A	3 Pair	Green	3 Pair	Green	
F	Brown	N/A		Black		Black	
G	Blue	N/A	4 Pair	Yellow	4 Pair	Red	
H	Purple	N/A		Black		Gray	
J	Gray	N/A	5 Pair	Brown	5 Pair	Purple	
K	Pink	N/A		Black		Orange	
L	White	Black	6 Pair	Blue	6 Pair	Blue	
M	Red	Black		Black		Brown	

* Shield is cut off. (Not Connected)

NPLT

Product Page [O909](#)

Connection Diagram


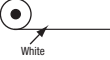

CN1 Pin No.	Wire Core Identification						CN2 Pin No.
Pin No. is on OP.236	A Cable	D Cable		E Cable		Pin No. is on OP.236	
	Example: Pin No. 12 Red / Black 	Example: Pin No. 1 White 	Example: Pin No. 1 Blue 				
Pin No.	Insulation Color / Line	Pair / Insulation Color	Pair / Insulation Color	Pair / Insulation Color	Pair / Insulation Color		
1	Black / None	1 Pair	White	1 Pair	Blue		
2	White / None		Black		White		
3	Red / None	2 Pair	Red	2 Pair	Yellow		
4	Green / None		Black		Brown		
5	Yellow / None	3 Pair	Green	3 Pair	Green		
6	Brown / None		Black		Black		
7	Blue / None	4 Pair	Yellow	4 Pair	Red		
8	Purple / None		Black		Gray		

* Shield is connected in the shell of the connector.

OSC

Product Page [O915](#)

Connection Diagram

CN1 Pin No.	Wire Core Identification					CN2 Pin No.
Pin No. is on OP.261	A / W Cable	B Cable		C Cable		Pin No. is on OP.261
	Example: Pin No. 2 	Example: Pin No. 2 	Example: Pin No. 1 White 			
Pin No.	Insulation Color	Pair Number	Insulation Color	Pair Number	Insulation Color	
1	Black	1 Pair	Blue	1 Pair	White	
2	White		White		Black	
3	Red	2 Pair	Yellow	2 Pair	Red	
4	Green		White		Black	

* Shield is cut off (not connected)

Connector
Included Cable
Documents