

Ordering Example
Part Number (Type-M)
C-NMM5

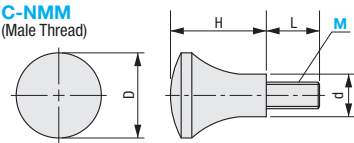
Mushroom Shaped Plastic Knobs



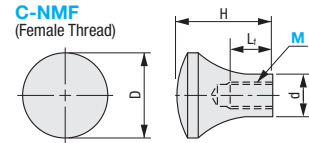
3D CAD data become available over the Web as required. All of them will get ready at the end of July.

Type	Thread	Knobs		Thread	
		M Material	M Material	S Surface Treatment	S Surface Treatment
C-NMM	Male Thread	Phenol Resin	SUM22L	Zinc Plating	
C-NMF	Female Thread	Phenol Resin	Brass (Insert)		

C-NMM
(Male Thread)



C-NMF
(Female Thread)



Part Number Type	M	L Selection		D	H	d	Mass (g)	
		C-NMM	C-NMF				C-NMM	C-NMF
C-NMM (Male Thread)	5	9	6	16	15	10	5	4
	6	10	10	20	18	12	9	5
C-NMF (Female Thread)	8	15	12	25	24	16	19	11
	10	16	14	31	32	20	41	24

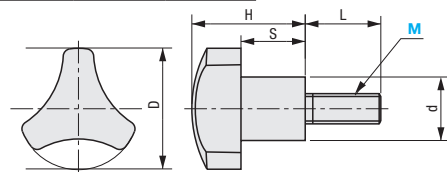
Ordering Example
Part Number (Type-M)
C-NTM4

Three Lobed Plastic Knobs



3D CAD data become available over the Web as required. All of them will get ready at the end of July.

Type	Knobs		Thread	
	M Material	M Material	S Surface Treatment	S Surface Treatment
C-NTM	Phenol Resin	SUM22L	Zinc Plating	



Part Number Type	M	L	D	H	S	d	Mass (g)
	5	20	25	15	8	13	9
	6	20	25	15	8	13	10
	8	25	32	20	11	16	23

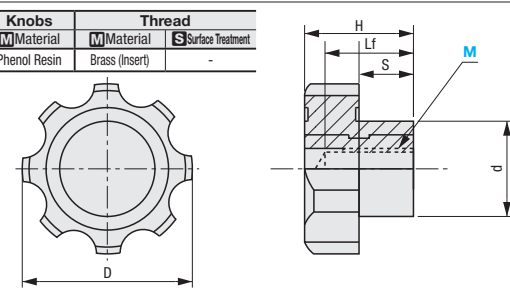
Ordering Example
Part Number (Type-M)
C-NHF6

Eight Lobed Knobs



3D CAD data become available over the Web as required. All of them will get ready at the end of July.

Type	Knobs		Thread	
	M Material	M Material	S Surface Treatment	S Surface Treatment
C-NHF	Phenol Resin	Brass (Insert)		



Part Number Type	M	Lf	D	H	S	d	Mass (g)
	8	12	32	24	14	16	15
	10	14	40	25	14	21	25
	12	14	50	25	14	25	37

When ordering, select Part Number and Values from Selection Steps 1~3.

Ordering Example
Part Number (1 Type-2 M) - (3 L)
C-NAM4 - 10
C-NAF5

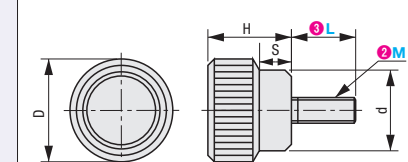
Knurled Plastic Knob Screws



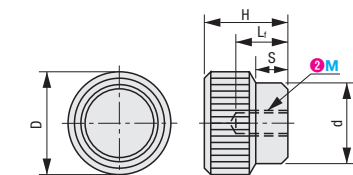
3D CAD data become available over the Web as required. All of them will get ready at the end of July.

Type	Thread	Knobs		Thread	
		M Material	M Material	S Surface Treatment	S Surface Treatment
C-NAM	Male Thread	Phenol Resin	SUM22L	Zinc Plating	
C-NAF	Female Thread	Phenol Resin	Brass (Insert)		

C-NAM
(Male Thread)



C-NAF
(Female Thread)



Part Number 1 Type	2 M	3 L Selection		Lf	D	H	S	d	Mass (g)	
		C-NAM	C-NAF						C-NAM	C-NAF
C-NAM (Male Thread)	4	10	16	6	20	13	6	10	6	6
	5	10	25	6	20	16	7	12	8	8
C-NAF (Female Thread)	6	16	25	10	25	19	9	16	12	10
	8	16	25	12	32	22	10	20	29	17

When ordering, select Part Number and Values from Selection Steps 1~3.

Ordering Example
Part Number (1 Type-2 M) - (3 L)
C-NBM4 - 10
C-NBF5

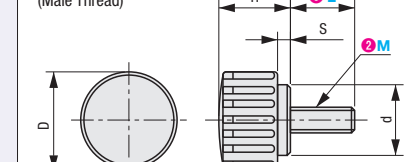
Knurled Plastic Knob Screws



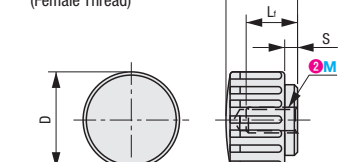
3D CAD data become available over the Web as required. All of them will get ready at the end of July.

Type	Thread	Knobs		Thread	
		M Material	M Material	S Surface Treatment	S Surface Treatment
C-NBM	Male Thread	Phenol Resin	SUM22L	Zinc Plating	
C-NBF	Female Thread	Phenol Resin	SUM22L	Zinc Plating	

C-NBM
(Male Thread)



C-NBF
(Female Thread)



Part Number 1 Type	2 M	3 L Selection		Lf	D	H	S	d	Mass (g)	
		C-NBM	C-NBF						C-NBM	C-NBF
C-NBM (Male Thread)	4	10	15	5	14	11	3	10	3	4
	5	10	15	20	6	18	3	12	8	5
	6	10	15	20	6	22	5	16	11	7
C-NBF (Female Thread)	8	15	25	6	25	16	6	19	24	20
	10	15	25	10	40	18	7	29	32	38

C-NBF4 only will have Brass insert.