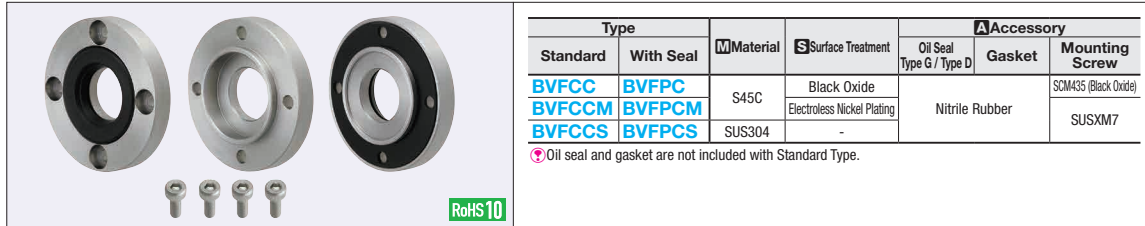


# Bearing Cover Plates

Standard / With Seal

# Bearing Cover Plates

Standard



Type		Material	Surface Treatment	Accessory	
Standard	With Seal			Oil Seal Type G / Type D	Gasket
BVFCC	BVFPC	S45C	Black Oxide Electroless Nickel Plating	Nitrile Rubber	SCM435 (Black Oxide)
BVFCCM	BVFPCM				
BVFCCS	BVFPCS	SUS304	-	-	SUSXM7

Oil seal and gasket are not included with Standard Type.

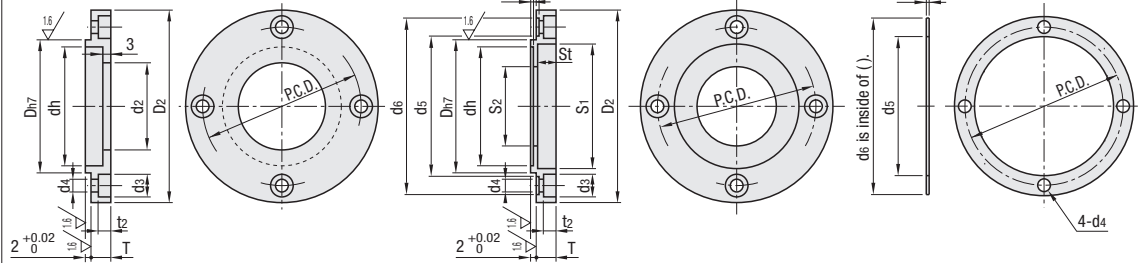
RoHS10

**Standard**  
Please use for holding bearing outer rings in place

**With Seal**  
Suitable for dust-resistant and water-resistant applications.

**Included Gasket**

6.3 (1.6)



Included Oil Seal is not installed at the time of shipment. Install before use.

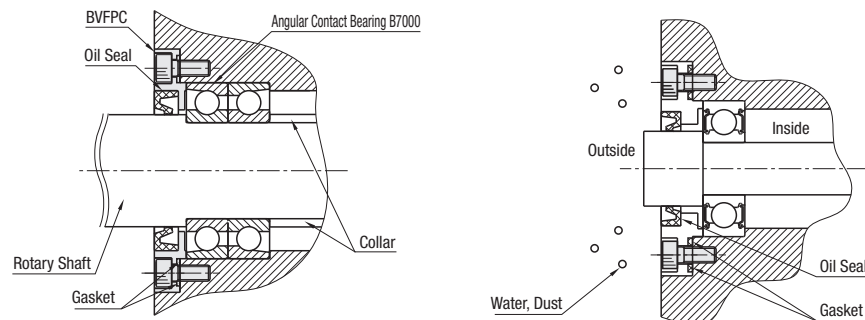
Part Number	Type	No.	Applicable Bearing	Dh7	Tolerance	D2	dh	T	P.C.D.	d2	d3	d4	t2	With Seal			Applicable Oil Seal Inner Dia.	Included Oil Seal	Gasket Groove Gasket	Mounting Screw (Accessory)			
														S1	S2	St					d5	d6	
(Standard) BVFCC BVFCCM BVFCCS	10	6000	7000	26	0	41	23	6	33	16	6.5	3.5	3.1	25	17	4	15	G15254	26	38.5 (38)	M3x8		
		7001	28	-0.021	43	25	6	35	G15254													28	40.5 (40)
		7002	32	0	48	28	6	40															
	7003	35	0	48	31	7	48	D25356	42	54.5 (54)													
	7004	42	-0.025	58	36	7	48				D30407	47	59.5 (59)										
	7005	47	0	63	41	8	53	D40506.5	55	74.5 (74)													
7006	55	-0.030	78	48	8	64																	
(With Seal) BVFPC BVFPCM BVFPCS	17	6003	7003	35	0	48	31	6	40	8	4.5	4.1	40	32	22	5	20	G20325	34	45.5 (45)	M3x8		
		7004	42	-0.025	58	36	7	48	D25356													42	54.5 (54)
		7005	47	0	63	41	8	53															
	7006	55	-0.030	78	48	8	64	D40506.5	55	74.5 (74)													
	7007	55	-0.030	78	48	8	64																
	7008	55	-0.030	78	48	8	64																

d5 dimensions are I.D. and d6 in ( ) dimensions are O.D. of included gasket.

Ordering Example  
Part Number  
BVFCC10  
BVFPC20

No.	Unit Price					
	Standard			With Seal		
	BVFCC	BVFCCM	BVFCCS	BVFPC	BVFPCM	BVFPCS
10						
12						
15						
17						
20						
25						
30						

Example



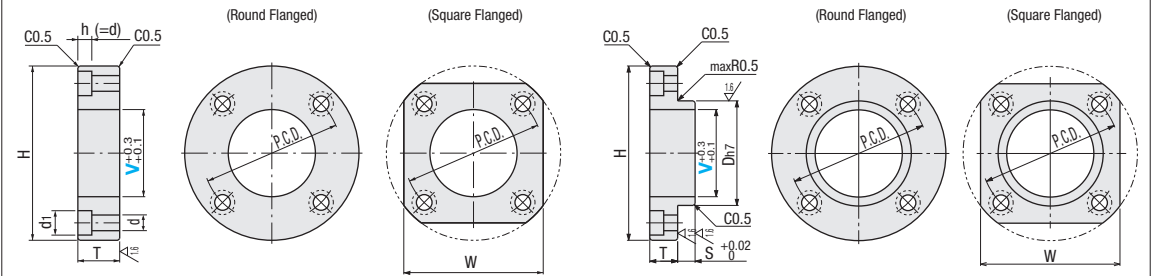
Flat		Pilot		Material	Surface Treatment
Round Flanged	Square Flanged	Round Flanged	Square Flanged		
-	BVFS	-	BVIS	S45C	-
BVFCM	BVFSM	BVICM	BVISM	S45C	Electroless Nickel Plating
-	-	BVICA	BVISA	A5052	Clear Anodize
BVFC	-	-	-	SUS304	-

RoHS10

6.3 (1.6)

**Flat**

**Pilot**



Part Number	Type	V	Applicable Bearing	Applicable Screw	H	P.C.D.	W	T	d	d1	D	S	Unit Price																			
													Flat		Pilot																	
													Round Flanged	Square Flanged	Round Flanged	Square Flanged																
													BVFCM	BVFC	BVFS	BVFSM	BVICM	BVICA	BVIS	BVISM	BVISA											
Flat (Round Flanged) BVFCM BVFC	4	673	M3	26	16	21	5	3.5	6.5	6	1.5																					
	5	674																														
	6	693																														
	Square Flanged BVFS BVFSM	8	623, 694	M4	39	28	31	6	4.5	8.0	6	2.0																				
		10	624, 695																													
		11	605, 696																													
		Pilot (Round Flanged) BVICM BVICA	12	625	M5	51	38	41	7	5.5	9.5	7	2.0																			
			13	606																												
			15	626, 698																												
			Square Flanged BVIS BVISM BVISA	18	608, 6900	M6	89	75	68	8	6.5	11.0	8	2.0																		
				20	628, 6901																											
				21	6000																											
				23	6001, 6902	M6	107	93	81	8	6.5	11.0	8	2.0																		
				25	6200, 6903																											
				26	6201, 6002																											
	30			6202, 6003																												
	32			6904, 6203																												
	35			6004, 6905																												
40	6204, 6005, 6906																															
46	6205																															
47	6006, 6907																															
56	6206, 6007, 6908																															
64	6008, 6207, 6208																															

Ordering Example  
Part Number  
BVFS10

Alterations  
Part Number - (FC, MXC, NC)  
BVFCM10 - FC3-NC

Alterations	Blind Hole	Number of Mounting Holes	Mounting Hole Type
<b>Code</b>	FC	MXC	NC
<b>Spec.</b>	Changes V hole to blind hole. FC=1mm Increment 3 ≤ FC ≤ T-1 Ordering Code FC4	The number of mounting holes is changed from 4 to 6. Available for Round Flange Type only. Ordering Code MXC	Changes mounting holes to through holes. Hole Dia. = d (Specification Table) Ordering Code NC