

Conveyor Work Benches

Folding Type

■ **Features:** Work bench that can be used next to conveyors. It can be folded it when not in use. Suitable for saving space.

Conveyor Work Benches

Type	Table Main Unit			Mounting Bracket		Arm
	Material	Surface Treatment	Surface Material Thickness (mm)	Material	Surface Treatment	Material
CGTA	Aluminum Alloy	Clear Anodize	-	Aluminum Alloy	Clear Anodize	SUS304
CGTT	Aluminum Alloy + Natural Rubber (Antistatic, Green)	Clear Anodize	2	Aluminum Alloy	Clear Anodize	SUS304

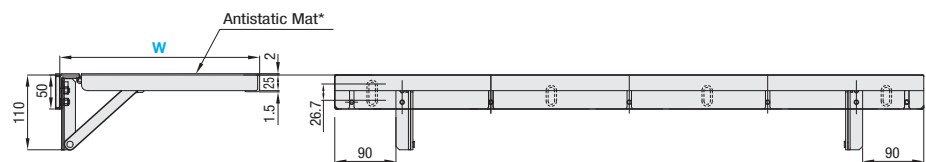
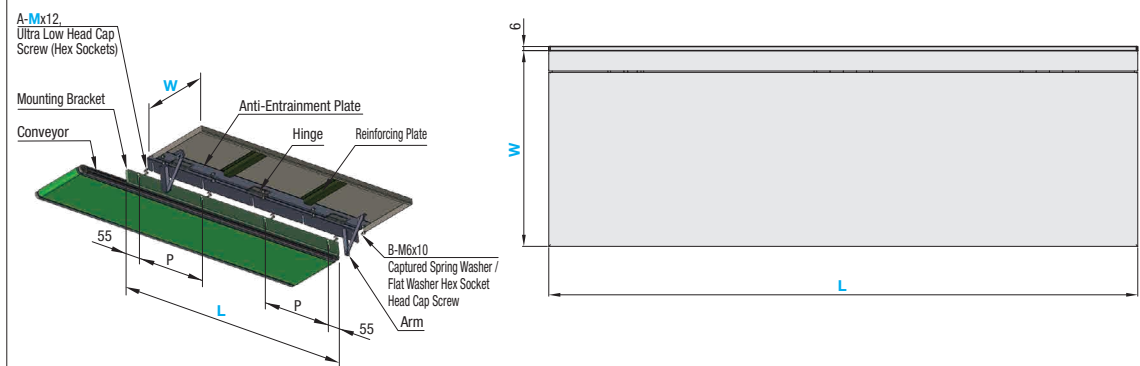
⚠ The cross-sections and machined hole areas are not anodized.

L	A	B	P	Mounting Bracket Number of Mounting Holes (Scotted Holes)	Hinge Qty.	Reinforcing Plate Qty.
200~300	4	6	L-110	2 pcs.	2 pcs.	0 pc.
310~500	6	8	(L-110)/2	3 pcs.	2 pcs.	1 pc.
510~1000	8	10	(L-110)/3	4 pcs.	3 pcs.	2 pcs.



RoHS10

Back Detail View




⚠ Mounting brackets will be shipped unassembled. (The installation manual is included.)
* The antistatic mat is attached to W dimensions and the mounting bracket (plate thickness 6 mm area) with adhesives.

Type	Table Material	M (Mounting Screw) Selection	W Selection	L 10mm Increment	Allowable Load (Kgf)	Unit Price			
						L200~300	L310~500	L510~750	L760~1000
CGT	A Aluminum	5 (M5) 6 (M6)	200	200~1000	5.0				
			300						
	200								
	300								
	T Antistatic (Green)								

Ordering Example: Part Number - W - L
Type Table Material M
CGT A 5 - 200 - 500

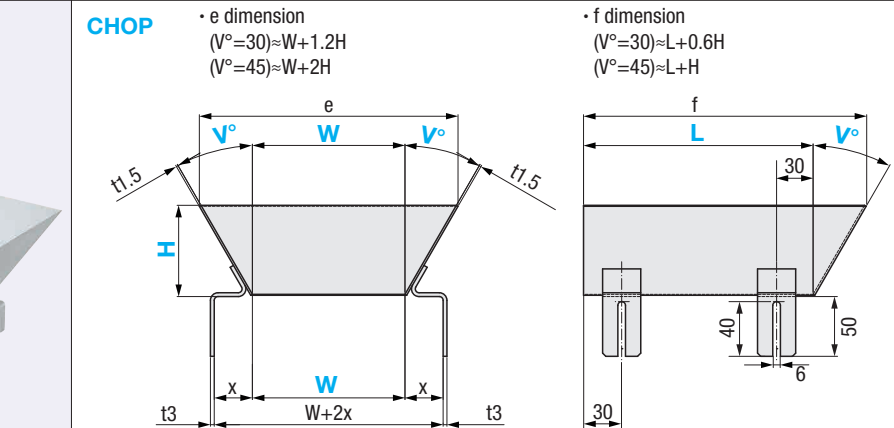

EX Example



Conveyor Hoppers

■ **Features:** It can be used to efficiently input bulk goods to conveyors. Width, length, and height are configurable.

Conveyor Hoppers



RoHS10

⚠ Please note that the belt may be damaged if thrown hard onto the conveyor at the time of installation.

Material: SUS304

Part Number	Applicable Conveyor Type	L 10mm Increment	W 1mm Increment	H 10mm Increment	X
CHOP	V	100~500	25~500	50~300	20.5
	A				22.5
	B				27.5
	C				21.5

⚠ How to Select W Dimensions: W = B (Conveyor Belt Width) - 5

List of Applicable MISUMI Conveyors

Applicable Conveyor Type	Applicable Conveyors
A	CVGA, CVGB, CVGC, CVGD, CVMA, CVMB
B	CVGN, CVGP, CVGR, CVGW, CVSJA, CVLPA
C	SVKA, SVKB, SVKN, SVKR, CVSE, CVSF, CVSX, CVSY, CVSFA, CVSFB, CVSFC, CVSFD
D	CVSMA

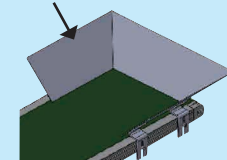
Ordering Example: Part Number - Applicable Conveyor Type - L - W - H
CHOP30 - A - 100 - 100 - 80

Alterations

Part Number - Conveyor Types - L - W - H - (EA)
CHOP30 - A - 100 - 100 - 80 - EA

Alterations Code: Ultrahigh Molecular Weight Polyethylene Attached EA

Spec. The ultrahigh molecular weight polyethylene seal is attached to the inner surface of the hopper so that the workpiece will move smoothly.



L	W	Unit Price					
		V					
		30		45			
		H					
		50~100	110~200	210~300	50~100	110~200	210~300
100~200	25~100						
	101~200						
	201~300						
	301~400						
210~300	25~100						
	101~200						
	201~300						
	301~400						
310~400	25~100						
	101~200						
	201~300						
	301~400						
410~500	25~100						
	101~200						
	201~300						
	301~400						

EX Example

