

Pulleys for Flat Belts


Flanged, Crowned, Press-Fit Urethane

Width T=6 ~ 32

Idlers for Flat Belts

Flanged, Crowned

Width T=6 ~ 32



Type	Material	Surface Treatment
Flanged	S45C Equivalent	Black Oxide
Crowned	Aluminum Alloy	Electroless Nickel Plating
Press-Fit Urethane	SUS304	Clear Anodize

Flanged Type **Crowned** **Press-Fit Urethane Type**

Shaft Hole Specifications

Keyway Dimensions

Material	dH7	bJS9	tTolerance
N8	+0.015	3	±0.0125 1.4
N10	0	4	±0.0150 2.3
N12	+0.018	5	±0.0180 2.8
N15	+0.021	6	±0.0180 3.3
N20	+0.025	8	±0.0215 4.0
N30	0	12	±0.0215 4.0
N40	0	12	±0.0215 4.0

Shore A70 (Blue) Urethane is press-fit on Roller surface. D dimension does not change. Urethane Thickness 1mm.

Part Number	D	P (Round Hole + Tap) Selection	N (Keyway + Tap) Selection	T Selection	D1	ℓ	ℓ1	M	L
Flanged Type	15	5 6		6*	12				
HBPG	18	5 6 8			16	8	4	3	T+2
HBPM	20	5 6 8	8		20				
HBPA	28	6 8 10	8 10 12		30	12	6	5	
HBPS	30	6 8 10 12	8 10 12		50				
Crowned	35	8 10 12	10 12	11	60				
HBPCG	40	8 10 12	10 12	16					
HBPCM	45	8 10 12	10 12	21					
HBPCA	50	10 12	10 12	27					
HBPCS	60	10 12 15	10 12 15	32					
Press-Fit Urethane Type	80	15 20 30	15 20 30		50	16	8	8	
HBPUS	100	20 30 40	20 30 40		60				


*T=6 is not available for Crowned. Specify NK10 when Keyway + Tap with shaft bore dia. 10 and keyway width 4.0mm (height 1.8mm) is desired.

Ordering Example: Part Number - P - N - T
 HBPM30 - P6 - NK10 - 11
 HBPCG35 - P6 - NK10 - 32

D	Unit Price								
	HBPG	HBPM	HBPA	HBPS	HBPCG	HBPCM	HBPCA	HBPCS	HBPUS
15									
18									
20									
28									
30									
35									
40									
45									
50									
60									
80									
100									

Alterations: Part Number - P, N - T - (BC, HRC, FC, TC)
 HBPM18 - P8 - 11 - BC6.5

Alterations Code	Boss Cut	Knurl Flat Thread	Flange Cut	Flange Thickness
BC	Cuts the hub length in 0.5mm increment. M+3≤BC≤ℓ	HRC	FC	TC
Spec.	BC/2 Ordering Code BC6.5	Machines knurling flat pattern on the roller section. Applicable to HBPG, HBPM, HBPA and HBPS.	Lowers the flange by cutting. FC: 0.5mm Increment. D≤FC<D+4 Ordering Code FC42 Not applicable to Crowned.	Machines flange thickness to 0.5mm. L dimension becomes 1mm shorter. 0.5 0.5 Not applicable to Crowned.



Type	Material	Surface Treatment	Material Bearing	Accessory
Flanged	S45C Equivalent	Black Oxide	Steel	Retaining Ring (SUS304)
Crowned	Aluminum Alloy	Electroless Nickel Plating	Stainless Steel	
HBG	SUS304	Clear Anodize	Steel	
HBGM	Polyacetal	-	Steel	

Flanged Type T=6, 11 **Crowned** T=11 **T=16, 21, 27, 32**

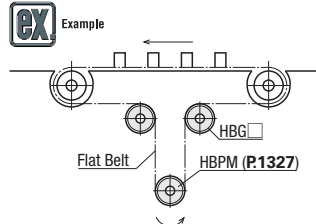
6.3/(1.6/)

RoHS 10

Part Number	Type	D	T	P	dh	ℓ	ℓ1	L	Bearing No.	Unit Price									
										HBG	HBGM	HBGA	HBGS	HBGP	HBGC	HBGCM	HBGCA	HBGCS	
15	Flanged Type	15	6*	11	9	2	-	8	694ZZx1										
20		20		16	13	1.5	-	8	625ZZx1										
28		28		16	13	4	3	13	625ZZx1										
30		30		19	17	3.5	2.5	13	698ZZx1										
35		35		26	23	(22)*	(17)*	18	6000ZZx2										
40		40		26	23	(22)*	(17)*	18	6900ZZx2										
15		15		11	9	-	-	23	685ZZx2										
20		20		16	14	-	-	23	688ZZx2										
25		25		19	17	-	-	23	698ZZx2										
30		30		19	17	-	-	23	698ZZx2										
35		35		26	23	-	-	23	6000ZZx2										
40		40		28	25	-	-	23	6001ZZx2										
15		15		11	9	-	-	29	685ZZx2										
20		20		16	14	-	-	29	688ZZx2										
25		25		19	17	-	-	29	698ZZx2										
30		30		19	17	-	-	29	698ZZx2										
40		40		26	23	-	-	29	6000ZZx2										
50		50		28	25	-	-	29	6001ZZx2										
15		15		11	9	-	-	34	685ZZx2										
20		20		16	14	-	-	34	688ZZx2										
25		25		19	17	-	-	34	698ZZx2										
30		30		19	17	-	-	34	698ZZx2										
40		40		26	23	-	-	34	6000ZZx2										
50		50		28	25	-	-	34	6001ZZx2										

* For detailed bearing dimensions, see P989, 991. HBGP is only applicable to sizes marked with *. *1 T=6 is not available for Crowned.

Ordering Example: Part Number - T
 HBG15 - 6
 HBGCSS0 - 21



Combination of these app. examples can be selected on our website. Details of this selection process P87 e-Catalog Search Keyword #MA612 Search

* Enter the search keyword in the search box on e-Catalog. The search result will be shown in "Modular Assembler" area.

Tensioning Unit with an Idler

Alterations: Part Number - T - (FC, KLC, KFC, TC)
 HBG15 - 6 - KFC

Alterations Code	Flange Cut	One Side Low Flange	One Flange Type	Flange Thickness
FC	KLC	KFC	TC	
Spec.	Lowers the flange by cutting. FC: 0.5mm Increment. D≤FC<D+4 Ordering Code FC30.5 Not applicable to Crowned.	Lowers the flange on one side. Not applicable to Crowned. Cannot be combined with Alteration KFC	Cuts off the flange on the right side of the drawing. Not applicable to Crowned. Cannot be combined with Alteration KLC Combine FC and KFC when Flange Cut + One Flange is desired.	Machines flange thickness to 0.5mm. L dimension becomes 1mm shorter. 0.5 0.5 2 dimensions are changed in the following models. Part Number ℓ2 ℓ3 HBG15-6 1 2 HBG15-6 0.4 1.6 HBG20-6 HBG20-6