[Simplified Adjustments] X-Axis, Feed Screw, Side Clamp Units / Key Guide Units

Features: Strong side clamp enables desirable mounting of workpieces. Screws with captured spring washers are provided for the clamp providing preload.



RoHS10

Accuracy Standards (Ref.)

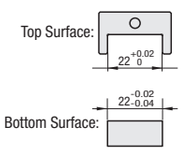

XKCS30

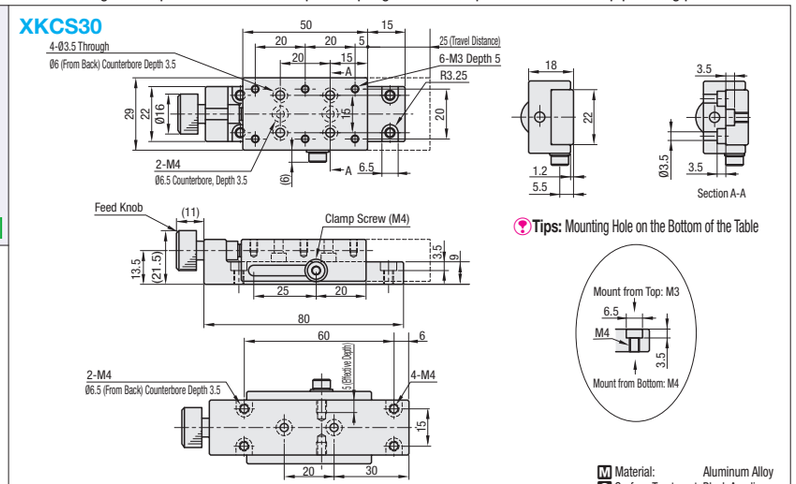

Tips: Mounting Hole on the Bottom of the Table

M Material: Aluminum Alloy
S Surface Treatment: Black Anodize

Vertical (Z-axis) and reversed applications may cause the upper surface being detached or falling off, thus not recommended.

Part Number Type	Part Number No.	Stage Surface (mm)	Travel Distance (mm)	Travel per Rotation (mm)	Load Capacity (N)	Weight (kg)	Unit Price
XKCS	30	29x50	25	0.8	9.8	0.1	

Ordering Example — Part Number: XKCS30

Features: Simplified Adjustment Units utilizing key guides (convex surface). Screw mounting enables strong clamp, and a scale label is included.



XY-Axis P.1931

Accuracy Standards

There are some mechanical clearances as shown below, and not recommended for positioning applications requiring accuracies.

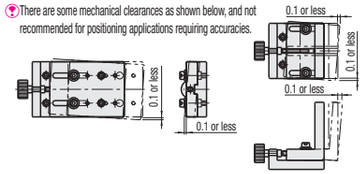

(Ref.) Dimensions
Concave Portion: 10 +0.02 0
Convex Portion 10 0 -0.02

Flat Type

XKYF□□ (Clear Anodize)
XKYFB□□ (Black Anodize)

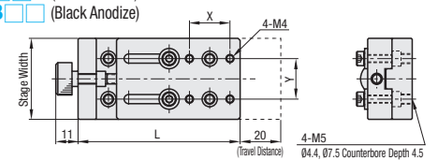

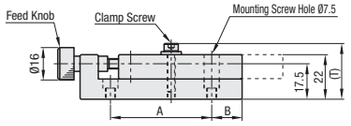

L-Shaped Type

XKYL□□ (Clear Anodize)
XKYLB□□ (Black Anodize)

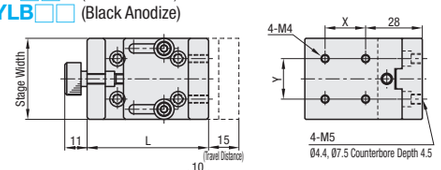

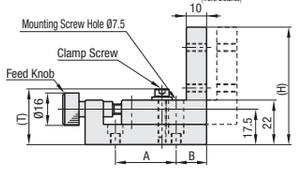

M Material: Aluminum Alloy
S Surface Treatment: Anodized
A Accessory: SCB4-10 4pcs. Scale seal

Part Number Type: Clear Anodize	Part Number Type: Black Anodize	No.	Stage Width	Travel Distance (mm)	Travel per Rotation (mm)	A	B	H	L	T	X	Y	Clamp Screw	Load Capacity (N)	Weight (kg)	Unit Price
XKYF	XKYFB	40	40	20	0.8	50	15	-	80	(27.5)	20	20	M4	19.6	0.18	
		60	60			60	25	-	100	(29)	30	30	M5	39.2	0.34	
XKYL	XKYLB	40	40	15		30	15	58	60	(27.5)	20	20	M4	9.8	0.18	
		60	60					73		(29)	30	30	M5	19.6	0.28	

Ordering Example — Part Number: XKYF40, XKYLB60

MiSUMi C-VALUE [Standard] Dovetail Slide, Feed Screw / Rapid Feed Screw

Points on Similar Product Comparison | **Travel Accuracy (Straightness) 50μm**

Similar Product Pages P.1897, P.1899, P.1900

Features: Stages with 0.5mm fine lead.

X-Axis

XY-Axis P.1931
Z-Axis P.1961

RoHS10

XFES25 (Standard)

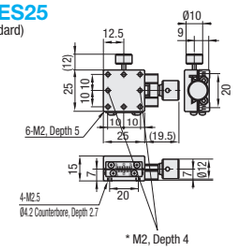

XFES40 (Standard)

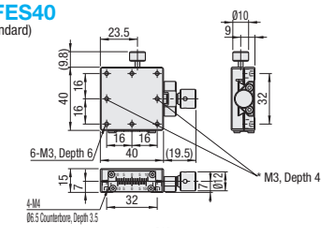

Clamp Position Change
XFES□-R (Right/Left Reversed)

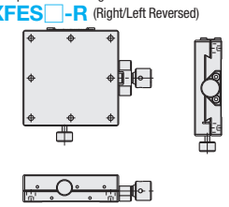

See the CAD data for details.

XFES60 (Standard)

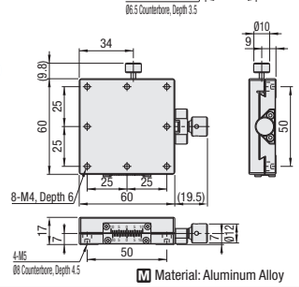

* The depth will be short due to the stage shape.

M Material: Aluminum Alloy
S Surface Treatment: Black Anodize

X-Axis Stages

High Precision Stage Existing Product: XEG (P.1897)

Part Number Type	Part Number No.	Clamp Position	Stage Surface (mm)	Travel Distance (mm)	Travel per Rotation (mm)	Load Capacity (N) Horizontal	Load Capacity (N) Vertical	Travel Accuracy Straightness	Weight (kg)	Unit Price
XFES	25	No Symbol (Standard) R (Right/Left Reversed)	25x25	±5	0.5	29.4	9.8	50μm	0.04	
	40		40x40	±7					0.08	
	60		60x60	±8		39.2	19.6		0.18	

Resolution (Vernier Scale Indication): 0.1mm/division
Extension Cover HDEXT12-□ (sold separately): Ø12 knobs can be extended by installing the cover. P.2004
(Caution) Please note that increased knob diameter may interfere with the stage mounting base surfaces.

Ordering Example — Part Number: XFES40

X-Axis

RoHS10

XFHT40

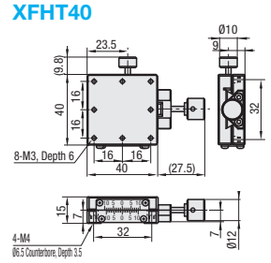

XFHT60

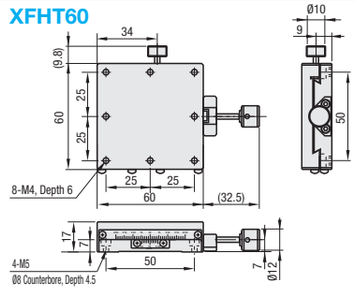

XFHT4060

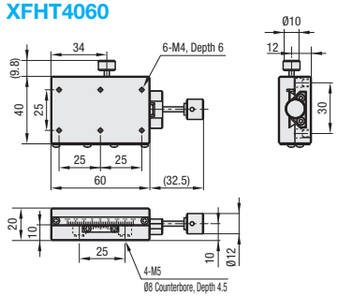

XFHT4090

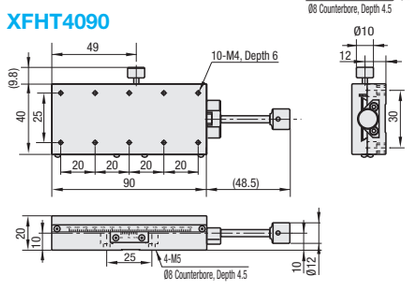

Clamp Position Change
XFHT□-R
(Reversed)

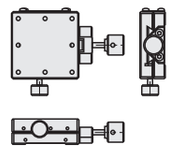

M Material: Aluminum Alloy
S Surface Treatment: Black Anodize

High Precision Stage Existing Product: XSC, XSL (P.1899, 1900)

Part Number Type	Part Number No.	Clamp Position	Stage Surface (mm)	Travel Distance (mm)	Travel per Rotation (mm)	Load Capacity (N) Horizontal	Load Capacity (N) Vertical	Travel Accuracy Straightness	Weight (kg)	Unit Price
XFHT	40	No Symbol (Standard) R (Right/Left Reversed)	40x40	±10	4.5	19.6	9.8	50μm	0.06	
	60		60x60	±20		29.4	14.7		0.16	
	4060		40x60			39.2	19.6		0.17	
	4090		40x90	±35					0.18	

Resolution (Vernier Scale Indication): 0.1mm/division

Ordering Example — Part Number: XFHT40