

[High Precision] Dovetail Slide, Feed Screw

Long (Selectable lead type), Square

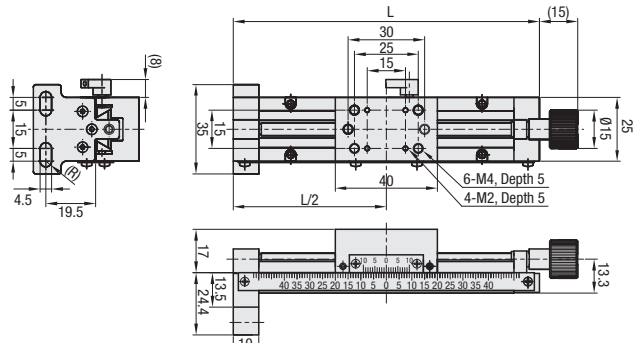
Features: Dovetail Slide Feed Screw stage with selectable screw lead in 2mm, 5mm, 10mm. Long strokes equivalent of Rack & Pinion stages. Also suitable for vertical uses.

Z-Axis Long (Selectable lead type)



X-Axis **P.1901**
RoHS 10

ZLSL



The scale in the above figure is for L120, and not for L90, 150.
The external dimensions will be the same if L is the same, even if the move distance per knob rotation is different.

Material: Aluminum Alloy
Surface Treatment: Black Anodize

Part Number TYPE	No.	Travel per Rotation (mm)	Travel Distance (mm)	L	Load Capacity (N)	Travel Accuracy (µm) Straightness	Weight (kg)	Unit Price
ZLSL	90	2	±27	90	14.7	30	0.18	
		5						
		10						
	120	2	±42	120				
		5						
		10						
150	5	±57	150					
	10							

- Resolution (Vernier Scale Indication): 0.1mm/division
- Knob Cover HDCVR15 (Sold Separately): Ø15 knobs can be increased in diameter by installing the cover. **P.2004**
- Adjustable Plate XPLT40: Use this plate when connecting stages with non-matching mounting holes. **P.1915**

Ordering Example Part Number
ZLSL90-5

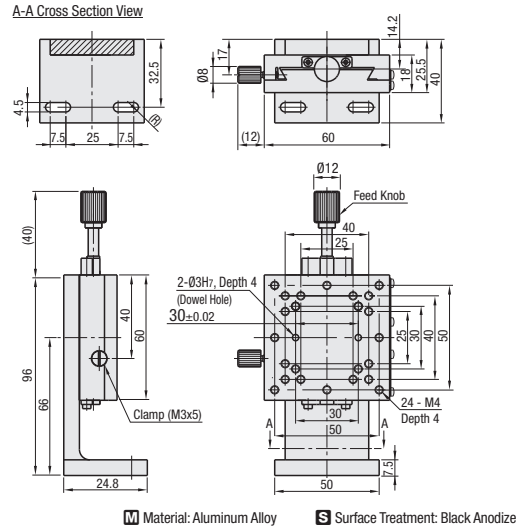
Features: Low profile (18mm height/axis) Dovetail Slide Stages with smooth 4.2mm lead feeding.

Z Axis, Square (Lead 4.2mm)



X-Axis **P.1899**
XY-Axis **P.1932**

ZSC60



Material: Aluminum Alloy
Surface Treatment: Black Anodize

Part Number Type	No.	Stage Surface (mm)	Travel Distance (mm)	Travel per Rotation (mm)	Load Capacity (N)	Travel Accuracy (µm) Straightness	Weight (kg)	Accessory (2 pcs.) Type M-L	Unit Price
ZSC	40	40x40	±11	4.2	9.8	20	0.16	CBST4-12	
	60	60x60	±21						

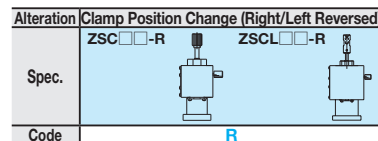
- Resolution (Vernier Scale Indication): 0.1mm/division
- Extension Cover HDEXT12 (Sold Separately): Ø12 feed screw knob can be extended. **P.2004**
- XY-Axis Mounting Plate XPLT: Use this plate when connecting stages with non-matching mounting holes. **P.1915**

Ordering Example Part Number
ZSC40

Tips: Knob Extension Method

Knob length and diameter can be increased by utilizing the M6, Depth 14 tapped hole.
(Ex.) Seven Lobed Knob (P.1171) NKSM6-30 can be mounted to extend the knob by 36mm.
Use adhesive to prevent the knob extension from pulling off.

Alterations Part Number - (R)
ZSC40 - R



See the CAD data for details.

[High Precision] Dovetail Slide, Feed Screw

Rectangular / Reinforced Clamp / Low Profile (Lead 4.2mm)

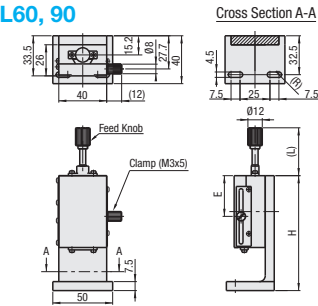
Features: Dovetail Slide Stages with smooth 4.2mm lead feed screw. Left/Right Reversed configuration is also available.

Z-Axis, Rectangular (Lead 4.2mm)

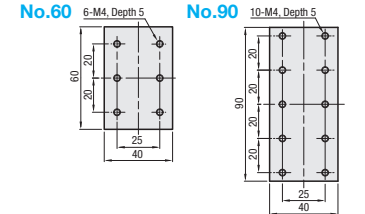


X-Axis **P.1900**
XY-Axis **P.1936**

ZSL60, 90



Upper Mounting Hole Dimensions

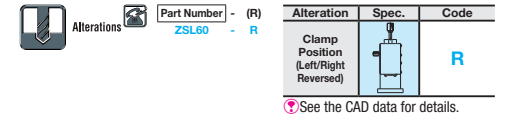


Material: Aluminum Alloy
Surface Treatment: Black Anodize

Part Number Type	No.	Stage Surface (mm)	Travel Distance (mm)	Travel per Rotation (mm)	H	(L)	E	Load Capacity (N)	Travel Accuracy (µm) Straightness	Weight (kg)	Accessory (2 pcs.) Type M-L	Unit Price
ZSL	60	60x40	±21	4.2	96	40	34	19.6	30	0.33	CBST4-12	
	90	90x40	±35									

- Resolution (Vernier Scale Indication): 0.1mm/division
- Extension Cover HDEXT12 (Sold Separately): Ø12 feed screw knob can be extended. **P.2004**
- Adjustable Plate XPLT: Use this plate when connecting stages with non-matching mounting holes. **P.1915**

Ordering Example Part Number
ZSL60



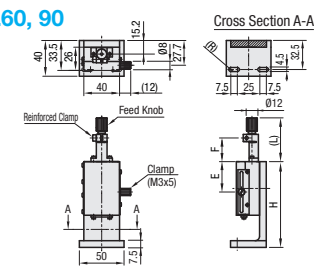
Features: The feed knob is directly retained with a split clamp, resulting in less position drift.

Z-Axis, Reinforced Clamp (Lead 4.2mm)

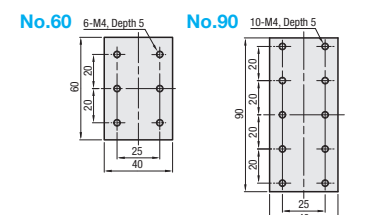


X-Axis **P.1900**
XY-Axis **P.1936**

ZSLCL60, 90



Upper Mounting Hole Dimensions

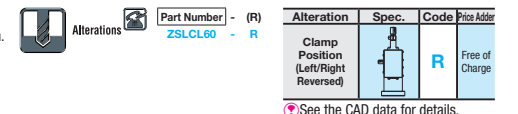


Material: Aluminum Alloy
Surface Treatment: Black Anodize

Part Number Type	No.	Stage Surface (mm)	Travel Distance (mm)	Travel per Rotation (mm)	H	(L)	E	F	Load Capacity (N)	Travel Accuracy (µm) Straightness	Weight (kg)	Accessory (2 pcs.) Type M-L	Unit Price
ZSLCL	60	60x40	±21	4.2	96	49	34	26.5	19.6	30	0.32	CBST4-12	
	90	90x40	±35										

- Resolution (Vernier Scale Indication): 0.1mm/division
- Extension Cover HDEXT12 (Sold Separately): Ø12 feed screw knob can be extended. **P.2004**
- Adjustable Plate XPLT: Use this plate when connecting stages with non-matching mounting holes. **P.1915**
- There will be residual clearances with carriage retaining only with a Reinforced Clamp. Use a Clamp Screw in combination.

Ordering Example Part Number
ZSLCL60



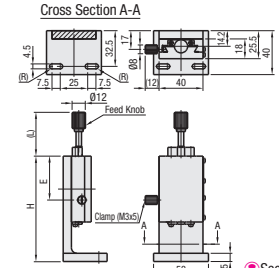
Features: Z-Axis, Low Profile Type XSLC. Are suitable for use in limited spaces.

Z-Axis, Low Profile (Lead 4.2mm)

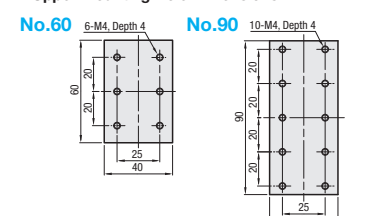


X-Axis **P.1900**
XY-Axis **P.1936**

ZSLC60, 90



Upper Mounting Hole Dimensions

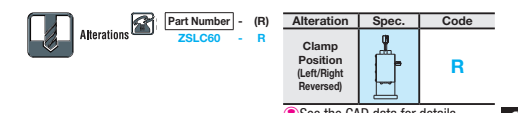


Material: Aluminum Alloy
Surface Treatment: Black Anodize

Part Number Type	No.	Stage Surface (mm)	Travel Distance (mm)	Travel per Rotation (mm)	H	(L)	E	Load Capacity (N)	Travel Accuracy (µm) Straightness	Weight (kg)	Accessory (2 pcs.) Type M-L	Unit Price
ZSLC	60	60x40	±21	4.2	96	40	40	14.7	30	0.27	CBST4-12	
	90	90x40	±35									

- Resolution (Vernier Scale Indication): 0.1mm/division
- Extension Cover HDEXT12 (Sold Separately): Ø12 feed screw knob can be extended. **P.2004**
- Adjustable Plate XPLT: Use this plate when connecting stages with non-matching mounting holes. **P.1915**

Ordering Example Part Number
ZSLC90



See the CAD data for details.