Shaft Supports T-Shaped (Machined)

With Clamp Lever / Hinged

Features: Appropriate for frequent shaft position adjustments or maintenance in fixture applications.

With Clamp Lever

Type	Shaft Supports M Material	Shaft Supports S Surface Treatment	Clamp Lever M Material	Clamp Lever S Surface Treatment	Lever Thread Section M Material	Lever Thread Section S Surface Treatment	Collar M Material	Collar S Surface Treatment
SHSTBCL	S45C Equivalent	Black Oxide	Zinc Diecast	Baked Paint	SUM24L	Black Chromate	SUM22L	Black Oxide
SHSTMCL	S45C Equivalent	Electroless Nickel Plating						Electroless Nickel Plating
SHSTSCL	SUS304	-			SUS303	-	SUS303	-

Clamp Lever Details P.2-1139

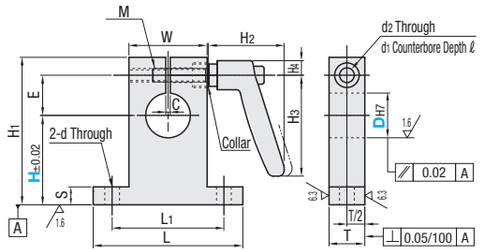

Slit is machined after the mounting hole D is bored to H7 tolerance. The tolerance may become H8 or so depending on the machining condition.

• Collar Details

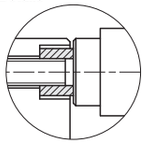

Part Number Type	D	H Selection	Lever Color	L	H1	T	S	W	L1	d	E	M (Coarse)	d2	d1	ℓ	C	H2	H3	H4	Lever	Unit Price SHSTBCL	SHSTMCL	SHSTSCL
SHSTBCL SHSTMCL SHSTSCL	8	40	M (Orange) B (Black) S (Silver Gray)	42	H+16	10	6	18	30	4.5	11	M4	4.5	8	4.5	2	35	45	6.5	CLDM4-16-M/B/S (CLMS4-16-M/B/S)			
	10	40																					
	12	40			H+18						13												
	16	40		54	H+20			30	42		15									CLDM4-25-M/B/S (CLMS4-25-M/B/S)			
	20	30 40 50 60		67	H+26	16	8	35	50	6.6	18	M6	6.6	11	6.5					CLDM4-25-M/B/S (CLMS4-25-M/B/S)			
	25	30 40 50 60			H+28						21												
	30	40 50 60		85	H+33	20	10	45	65	9	24	M8	9	14	9	3	45.5	63	8.75	CLDM4-32-M/B/S (CLMS4-32-M/B/S)			

Levers in ( ) are used for SHSTSCL.

Ordering Example: Part Number - H - Lever Color
SHSTBCL20 - 30 - M

Features: Shafts can be easily mounted or removed. Hinged Type comes with one tightening screw.

Hinged



Spring Pin on Hinge
M Material: Spring Stainless Steel
SSPSR (P.2-263)

Type T-Shaped	M Material	S Surface Treatment	A Accessory	
SHHTB	S45C Equivalent	Black Oxide	Hex Socket Head Cap Screw 1 pc.	Nylon Washer 1 pc.
SHHTM		Electroless Nickel Plating	Hex Socket Head Cap Screw 1 pc. (SUS)	
SHHTS	SUS304	-		

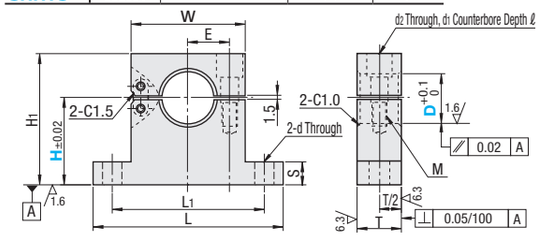

Part Number Type	D	H Selection	L	H1	T	S	W	L1	d	E	Tightening Screw M	d2	d1	ℓ	Unit Price SHHTB	SHHTM	SHHTS
SHHTB SHHTM SHHTS	10	20	50	H+9	10	6	30	40	4.5	10	M4	5	8	4			
	12	20 30		H+10										5			
	16	25 30	60	H+12	12		40	50		14	M5	7	9.5	6			
	20	25 30	65	H+15	16	8		52	5.5	14.5				8			
	25	30 50	75	H+18			50	62	6.6	18	M6	8	13				
	30	30 60	100	H+21	19	10	65	80	9	24				11			

Ordering Example: Part Number - H
SHHTB30 - 30

Shaft Supports Hinged (Machined)

L-Shaped / Bottom Mount / Side Mount

Features: Shafts can be easily mounted or removed. Hinged Type comes with one tightening screw.

L-Shaped

Bottom Mount

Side Mount

RoHS10

Type L-Shaped	Bottom Mount	Side Mount	M Material	S Surface Treatment	A Accessory	
SHKHB	SHSHB	SHYHB	S45C Equivalent	Black Oxide	Hex Socket Head Cap Screw 1 pc.	Nylon Washer 1 pc.
SHKHM	SHSHM	SHYHM		Electroless Nickel Plating	Hex Socket Head Cap Screw 1 pc. (SUS)	
SHKHS	SHSHS	SHYHS	SUS304	-		

Spring Pin on Hinge
M Material: Spring Stainless Steel
SSPSR (P.2-263)

· L-Shaped

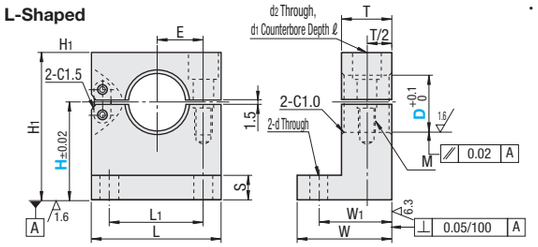

· Bottom Mount

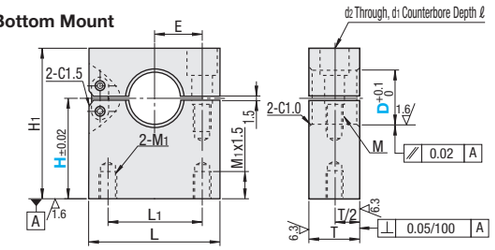

· Side Mount

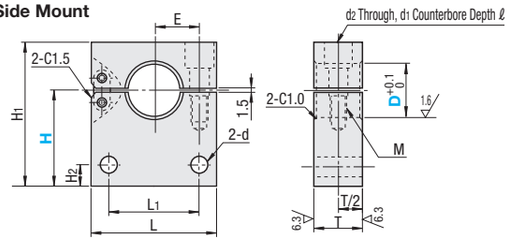

L-Shaped

Part Number Type	D	H Selection	L	H1	T	S	W	W1	L1	d	E	Tightening Screw M	d2	d1	ℓ
SHKHB SHKHM SHKHS	10	20	30	H+9	10	6	20	15	20	4.5	10	M4	5	8	4
	12	20		H+10											5
	16	25	40	H+12	12		24	18	28		14	M5	7	9.5	6
	20	25 30		H+15	16	8	29	22.5	30	5.5	14.5				8
	25	40	50	H+18				23	36	6.6	18	M6	8	13	
	30	40	65	H+21	19	10	37	28	48	9	24				11

Bottom Mount Type, Side Mount Type

Part Number Type	D	H Selection	L	H1	T	L1	E	Tightening Screw M	M1	d2	d1	ℓ	H2	d
Bottom Mount SHSHB SHSHM SHSHS	10	20	30	H+9	10	20	10	M4	M4	5	8	4	5	4.5
	12	20		H+10								5		
	16	25	40	H+12	12	24	14	M5		7	9.5	6		
Side Mount SHYHB SHYHM SHYHS	20	25 30		H+15	16		14.5		M6			8	7	5.5
	25	40	50	H+18		35	18	M6		8	13			6.6
	30	40	65	H+21	19	45	24		M8			11	10	9

Ordering Example: Part Number - H
SHYHM30 - 40

D	Unit Price SHKHB	SHKHM	SHKHS	SHSHB	SHSHM	SHSHS	SHYHB	SHYHM	SHYHS
10									
12									
16									
20									
25									
30									