


# Shaft Supports Bottom Mount Split (Machined)

## Standard / Wide

■Features: Screw mount from underside is effective when the mounting host is too thin to tap, and in space limited applications.

**Standard**

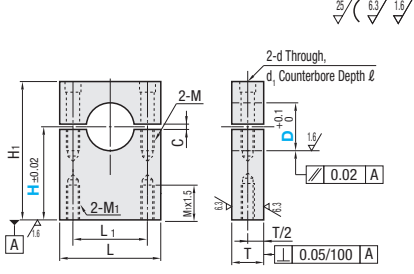


RoHS10

Type	Material	Surface Treatment	Accessory
SHSPB	S45C	Black Oxide	Hex Socket Head Cap Screw 2 pcs.
SHSPM	Equivalent	Electroless Nickel Plating	Hex Socket Head Cap Screw 2 pcs. (SUS)
SHSPA	Aluminum Alloy	Clear Anodize	Hex Socket Head Cap Screw 2 pcs.
SHSPK	Aluminum Alloy	Black Anodize	Hex Socket Head Cap Screw 2 pcs.

This Split Type enables shafts to be mounted from above.


⚙️ P.250



Part Number Type	D	H Selection				L	H <sub>1</sub>	T	L <sub>1</sub>	Tightening Screw M	M <sub>1</sub>	d	d <sub>1</sub>	ℓ	C	Unit Price				
		25	30	40	50											SHSPB	SHSPM	SHSPS	SHSPA	SHSPK
SHSPB SHSPM SHSPS SHSPA SHSPK	8	25	30			26			16	M4 Depth 8	4	4.5	8	4.5	2					
	10	25	30			32	H+10	12	20											
	12	25	30		21															
	13	25	30		23															
	15	25	30	40		34	H+12		28											
	16	25	30	40	34															
	18		30	40	50	44	H+17	16 (15)	34											
	20		30	40	50				36											
	25		30	40	50	50	H+20		48											
	30		40	50	60				48											
	35		40	50	60	70	H+30	22 (20)	56											
	40		40	50	60				56											

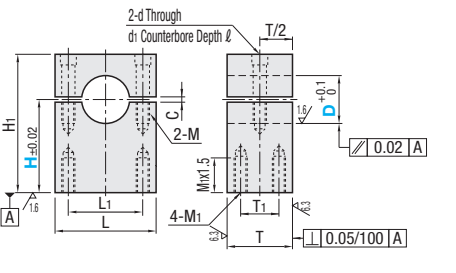
⚠️ Values in ( ) are the T dimensions of SHSPA and SHSPK (Aluminum).

**Wide**



RoHS10

Type	Material	Surface Treatment	Accessory
SHSPBN	S45C	Black Oxide	Hex Socket Head Cap Screw 2 pcs.
SHSPMN	Equivalent	Electroless Nickel Plating	Hex Socket Head Cap Screw 2 pcs. (SUS)
SHSPSN	SUS304	-	Hex Socket Head Cap Screw 2 pcs. (SUS)



Part Number Type	D	H Selection				L	H <sub>1</sub>	T	T <sub>1</sub>	L <sub>1</sub>	Tightening Screw M	M <sub>1</sub>	d	d <sub>1</sub>	ℓ	C	Unit Price			
		25	30	40	50												SHSPBN	SHSPMN	SHSPSN	
SHSPBN SHSPMN SHSPSN	10	25	30			37	H+11	24	16	22	M6 Depth 12	6.6	11	6.5	2					
	12	25	30			39	H+12	24	24											
	15	25	30	40	28															
	16	25	30	40	48															
	20		30	40	50	46	H+14	26	18	30										
	25		30	40	50					34										
	30		40	50	60	52	H+18	30	20	38										
	35		40	50	60					44										
	40		40	50	60	62	H+30	35	25	48										
			40	50	60					48										
			40	50	60	72		40	24	54										
			40	50	60					54										

⚙️ Ordering Example: Part Number - H  
SHSPB10 - 25  
SHSPB16 - 30

⚙️ Alterations Example: Part Number - HC  
SHSPB25 - HC31.5  
SHSPS16 - HC35.6  
⚠️ Alterations are not available for Wide Type. ⚠️ Express Service is not available.


Alteration	Code	Spec.
Mounting Height	HC	Changes shaft mounting height. Change H to HC to specify height. ⚠️ Specify HC in 0.1mm increments. ⚠️ Specifiable Range Hmin.<HC<Hmax. Ordering Code HC35.6

# Shaft Supports Bottom Mount (Machined)

## Side Slit

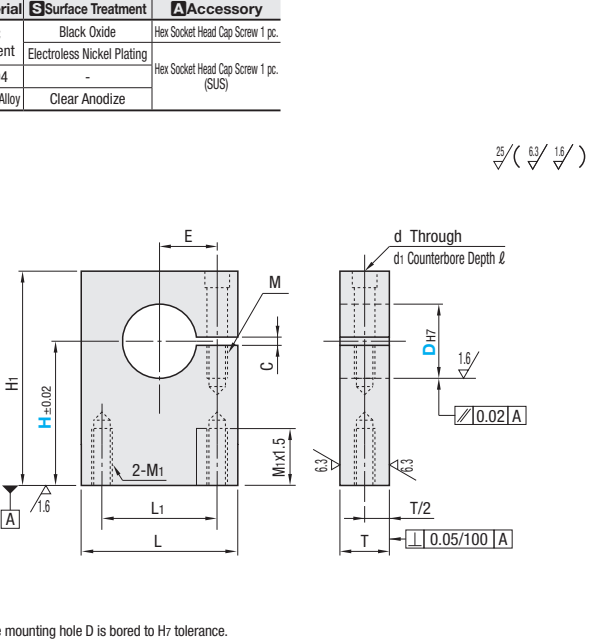
■Features: Screw mount from underside is effective when the mounting host is too thin to tap, and in space limited applications.

**Side Slit**



RoHS10

Type	Material	Surface Treatment	Accessory
SHSWB	S45C	Black Oxide	Hex Socket Head Cap Screw 1 pc.
SHSWM	Equivalent	Electroless Nickel Plating	Hex Socket Head Cap Screw 1 pc. (SUS)
SHSWS	SUS304	-	Hex Socket Head Cap Screw 1 pc. (SUS)
SHSWA	Aluminum Alloy	Clear Anodize	Hex Socket Head Cap Screw 1 pc. (SUS)



Part Number Type	D	H Selection				L	H <sub>1</sub>	T	L <sub>1</sub>	E	Tightening Screw M	M <sub>1</sub>	d	d <sub>1</sub>	ℓ	C	Unit Price			
		25	30	40	50												SHSWB	SHSWM	SHSWS	SHSWA
SHSWB SHSWM SHSWS SHSWA	8	25	30			26	H+7		16	8	M4 Depth 8	4	4.5	8	4.5	2				
	10	25	30			32	H+9	12	20	10										
	12	25	30		21				10.5											
	13	25	30		23	11.5														
	15	25	30	40		34	H+12		28	14										
	16	25	30	40	34				17											
	18		30	40	50	44	H+15	16 (15)	34	17										
	20		30	40	50				36	18										
	25		30	40	50	50	H+18		48	24										
	30		40	50	60				48	24										
	35		40	50	60	70	H+24	22 (20)	56	28										
	40		40	50	60				56	28										

⚠️ Values in ( ) are the T dimensions of SHSWA (Aluminum).

⚙️ Ordering Example: Part Number - H  
SHSWB8 - 30

⚙️ Alterations Example: Part Number - HC  
SHSWB20 - HC41.5  
⚠️ Express Service is not available.

Alteration	Code	Spec.
Mounting Height	HC	Changes shaft mounting height. Change H to HC to specify height. ⚠️ Specify HC in 0.1mm increments. ⚠️ Specifiable Range Hmin.<HC<Hmax. Ordering Code HC35.6