

V Guide

90° Type Units / Wheels

V Guide Systems

90° Type Bushings / Single Sided Tracks / Double Sided Tracks

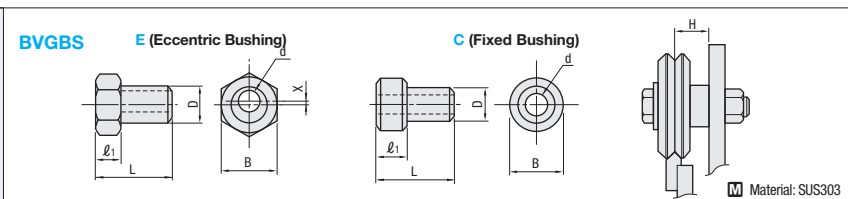


Type	Material	Hardness	Seal	Heat Resistance Temperature
BVGH	SUJ2 Equivalent	60-62HRC	Metal Shield	0-100°C
BVGH S	SUS40C Equivalent	58-60HRC	Nitrile Rubber	0-100°C
BVGH T	SUS40C Equivalent	58-60HRC	Metal Shield	-30-260°C

*For BVGHS No.2 / No.3, the materials are changed to Nitrile Rubber Metal Shield.

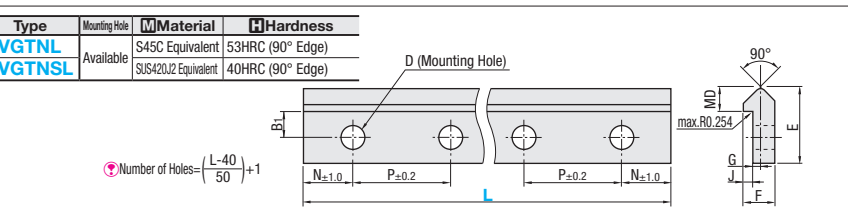
Part Number	Type	No.	A	B	d	D Between E and F	MDW Inside	MDW Outside	(G)*	(H)*	K	Radial Load (LRmax.) (N)	Thrust Load (LSmax.) (N)	Unit Price
BVGH	1	1	19.557	7.874	4.762	15.848	7.924	11.861	1.0	0.5	0.229	1220	252	
		2	30.733	11.099	9.525	25.399	12.700	18.236	1.4	0.7		2650	625	
		3	45.718	15.874	11.999	38.099	19.049	26.974	2.0	1.0		5900	1701	
BVGHS	1	1	19.557	7.874	4.762	15.848	7.924	11.861	1.0	0.5	0.229	1220	252	
		2	30.733	11.099	9.525	25.399	12.700	18.236	1.4	0.7		2650	625	
		3	45.718	15.874	11.999	38.099	19.049	26.974	2.0	1.0		5900	1701	
BVGHT	1	1	19.557	7.874	4.762	15.848	7.924	11.861	0.508	0.254	0.229	1013	209	
		2	30.733	11.099	9.525	25.399	12.700	18.236	0.762	0.381		2200	519	
		3	45.718	15.874	11.999	38.099	19.049	26.974	0.889	0.432		4897	1412	

*G and H dimensions are for reference only, and subject to change.



Part Number	Type	No.	Spec.	L	D	B	d	Tolerance	Applicable Screw	X	l1	H	Unit Price
BVGBS	1	1	C	13.68	4.75	10	3	+0.014 0	M3	-	6.06	10	
		2	E	17.24	9.52	13	6	+0.018 0	M6	0.3	6.45	12	
		3	E	24.68	11.99	19	8	+0.022 0	M8	0.6	9.06	17	

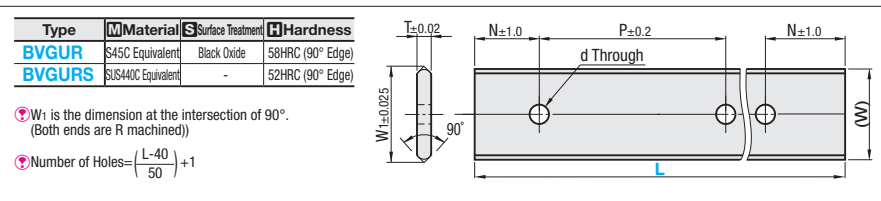
Ordering Example: Part Number - Spec. **BVGBS1 - E**



Part Number	Type	No.	L 50mm Increment	E	F	G	J	MD	D	B ₁	N	P
BVGTNL	1	1	90-1790	±0.38	±0.38	±0.05	1.57	3.18	3.5	4	20	50
		2	11.10	4.75	0.79	2.36	4.75	4.5	5.5	8		
		3	15.88	6.35	1.57	2.77	6.35	5.5	8			
BVGTNSL	2	1	90-1790	±0.38	±0.38	±0.05	1.57	3.18	3.5	4	20	50
		2	11.10	4.75	0.79	2.36	4.75	4.5	5.5	8		
		3	15.88	6.35	1.57	2.77	6.35	5.5	8			

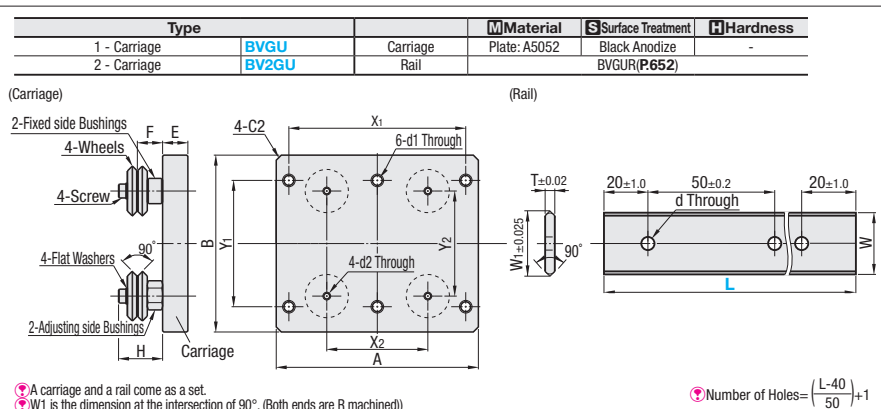
Alteration Code	Surface Treatment
	MTC
Spec.	Electroless nickel plating is applied. ⊗ Not available for Stainless Steel Type.

Part Number	Alterations
BVGTNL1 - MTC740	⊗ Only applicable to Single Sided Track Type BVGTNL.



Part Number	Type	No.	L 50mm Increment	(W)	(W ₁)	T	N ±1.0	P ±0.2	d
BVGUR	25	1	90-1740	(25)	25.74	4.5	20	50	5.5
		44	(44)	44.74	6.0	50	7.0		

Double Sided Tracks				
L (Selection)	Unit Price			
	BVGUR25	BVGUR25	BVGUR44	BVGUR44
90, 140				
190, 240				
290, 340				
390, 440				
490, 540				
590, 640				
690, 740				
790, 840				
890, 940				
990, 1040				
1090, 1140				
1190, 1240				
1290, 1340				
1390, 1440				
1490, 1540				
1590, 1640				
1690, 1740				



Part Number	Type	No.	L 50mm Increment	W	W ₁	d	A	B	X ₁	X ₂	Y ₁	Y ₂	d ₁	d ₂	E	F	H	T	Wheel	Bushing		Screw
BVGU	25	1	90-1740	25	25.74	5.5	80	70	70	40	50	41.59	M5	M3	10	10	17.5	4.5	BVGH1	BVGBS1-C	BVGBS1-E	CB3-22
		44	(44)	44.74	7	120	105	100	80	80	70.14	M6	M6	10	12	24.5	6					
BV2GU	44	1	90-1740	25	25.74	5.5	120	70	100	80	50	41.59	M5	M3	10	10	17.5	4.5	BVGH2	BVGBS2-C	BVGBS2-E	CB6-25
		44	(44)	44.74	7	120	105	100	80	80	70.14	M6	M6	10	12	24.5	6					

Single Sided Track				
L	Unit Price			
	BVGTNL1	BVGTNL2	BVGTNL3	BVGTNSL2
90, 140, 190				
240, 290				
340, 390				
440, 490				
540, 590				
640, 690				
740, 790				
840, 890				
940, 990				
1040, 1090				
1140, 1190				
1240, 1290				
1340, 1390				
1440, 1490				
1540, 1590				
1640, 1690				
1740, 1790				

Double Sided Tracks				
L (Selection)	Unit Price			
	BVGU25	BV2GU25	BVGU44	BV2GU44
90				
140				
190, 240				
290, 340				
390, 440				
490, 540				
590, 640				
690, 740				
790, 840				
890, 940				
990, 1040				
1090, 1140				
1190, 1240				
1290, 1340				
1390, 1440				
1490, 1540				
1590, 1640				
1690, 1740				