

# Digital Position Indicators Large

## Standard / Front / Vertical with Counter Reset



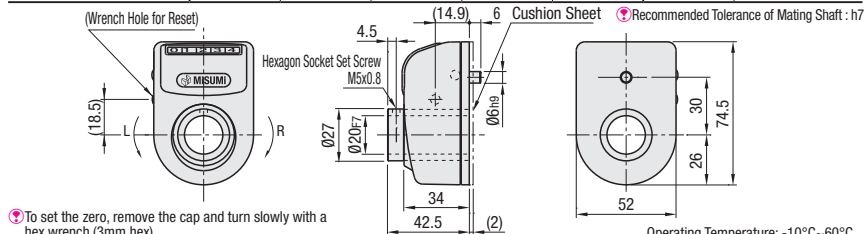
Large counters are easy to see, and the Zero Set function resets the zero instantly.

### Standard Spindle Large



With Counter Reset RoHS10

Type	Cover	Back Plate	Sleeve	Accessory
5-Digit Type	Material Color	Material	Material Surface Treatment	
DPLR, DPLL DSLRL, DSLL	Nylon Orange Silver	Polyphenylene Ether	SUM23 Black Oxide	Set Screw (Black) (SCM435) Cushion Sheets (Black) (Polyethylene Foam)

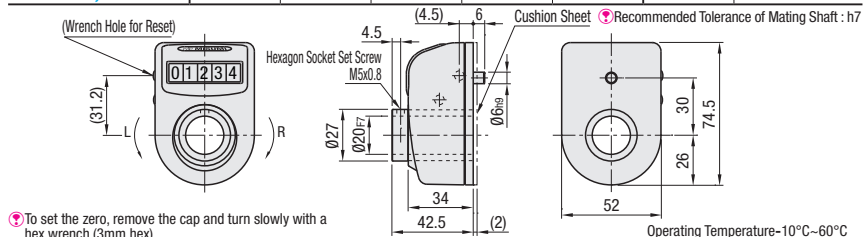


### Front Spindle Large



With Counter Reset RoHS10

Type	Cover	Back Plate	Sleeve	Accessory
5-Digit Type	Material Color	Material	Material Surface Treatment	
DPRR, DPRL DSRR, DSRL	Nylon Orange Silver	Polyphenylene Ether	SUM23 Black Oxide	Set Screw (Black) (SCM435) Cushion Sheets (Black) (Polyethylene Foam)

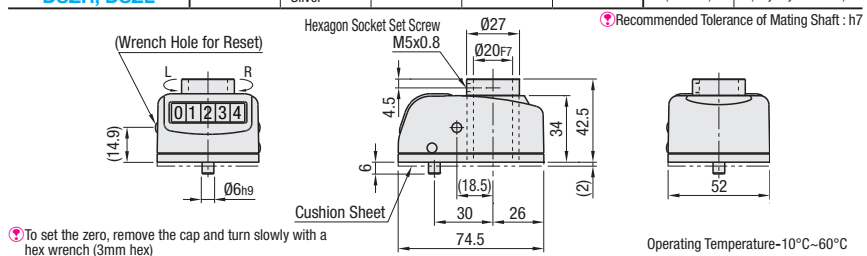


### Vertical Spindle Large



With Counter Reset RoHS10

Type	Cover	Back Plate	Sleeve	Accessory
5-Digit Type	Material Color	Material	Material Surface Treatment	
DPZR, DPZL DSZR, DSZL	Nylon Orange Silver	Polyphenylene Ether	SUM23 Black Oxide	Set Screw (Black) (SCM435) Cushion Sheets (Black) (Polyethylene Foam)



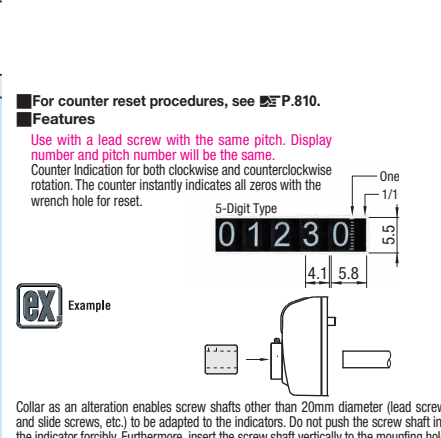
Digital Position Indicators Large has a fixed I.D. (20mm). Shafts whose O.D. is less than 20mm are used with a collar attached.

Part Number	When Indicator Collar is added	Count Increment per Revolution	Maximum Rotational Speed (rpm)	Main Body Mass (g)	Indicator only Unit Price	With Collar Unit Price
(Orange) (Silver)						
DPL DSL R (3-Digit - Right Turn)	3	0003.0	100	100		
DPR DSR L (5-Digit - Left Turn)	4	0004.0	75			
DPZ DSZ	5	0005.0	60			
	6	0006.0	50			

When opting to add a collar, be sure to specify the appropriate collar I.D. as well as the collar code. For the spindle pitch, specify the same value as the current lead screw has.

Alteration	Code	Spec.
Includes an Indicator Collar in the set Indicator Collar Details	CSE	Shafts whose O.D. is less than 20mm are used with a collar attached. Please select a collar with an I.D. of required shaft diameter, and order as an alteration. Ordering Code  DPLR3-CSE 14 Add the needed collar "d" after the Indicator model number. Collar Dimension 10 ..... -CSE10 Collar Dimension 12 ..... -CSE12 Collar Dimension 14 ..... -CSE14 Collar Dimension 15 ..... -CSE15 Collar Dimension 16 ..... -CSE16 Collar Dimension 17 ..... -CSE17

Part Number	Collar Code, I.D. d
DPZR3	CSE10
DPLR4	CSE12
DSRL5	



# Digital Position Indicators Compact

## Standard / Front / Vertical



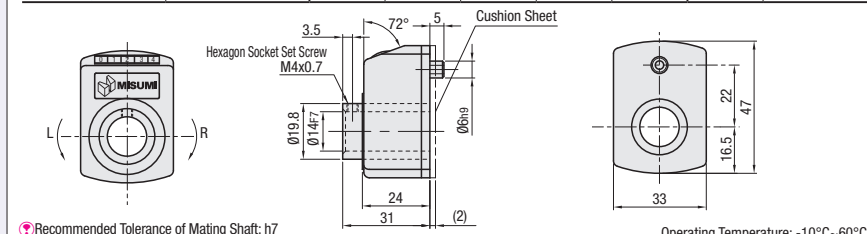
Compact units can be installed in small spaces. Four and five digit types are available.

### Standard Spindle Compact



Without Counter Reset RoHS10

Type	Cover	Back Plate	Sleeve	Accessory
4-Digit Type	Material Color	Material	Material Surface Treatment	
DPNR, DPNL DSNR, DSNL	Nylon Orange Silver	Polyphenylene Ether	SUM23 Black Oxide	Set Screw (Black) (SCM435) Cushion Sheets (Black) (Polyethylene Foam)

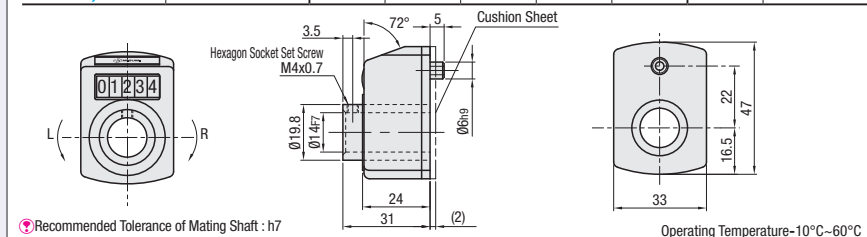


### Front Spindle Compact



Without Counter Reset RoHS10

Type	Cover	Back Plate	Sleeve	Accessory
4-Digit Type	Material Color	Material	Material Surface Treatment	
DPMR, DPML DSMR, DSML	Nylon Orange Silver	Polyphenylene Ether	SUM23 Black Oxide	Set Screw (Black) (SCM435) Cushion Sheets (Black) (Polyethylene Foam)

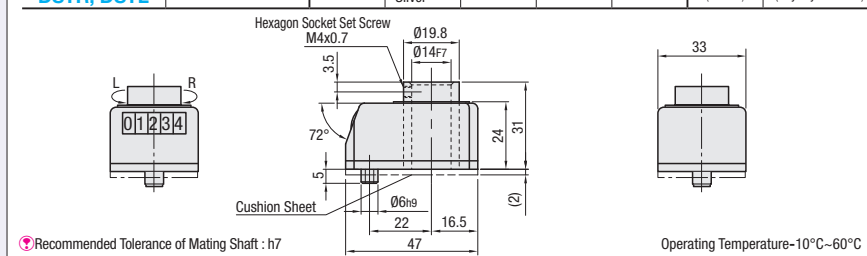


### Vertical Spindle Compact



Without Counter Reset RoHS10

Type	Cover	Back Plate	Sleeve	Accessory
4-Digit Type	Material Color	Material	Material Surface Treatment	
DPTR, DPTL DSTR, DSTL	Nylon Orange Silver	Polyphenylene Ether	SUM23 Black Oxide	Set Screw (Black) (SCM435) Cushion Sheets (Black) (Polyethylene Foam)



Digital Position Indicators Compact has a fixed I.D. (14mm). Shafts whose O.D. is less than 14mm are used with a collar attached.

Part Number	When Indicator Collar is added	Count Increment per Revolution	Maximum Rotational Speed (rpm)	Main Body Mass (g)	Indicator only Unit Price	With Collar Unit Price
(Orange) (Silver)						
DPN DSN R (4-Digit - Right Turn)	2	002.0	0002.0	150		
DPM DSM L (4-Digit - Left Turn)	3	003.0	0003.0	100		
DPT DST FR (5-Digit - Right Turn)	4	004.0	0004.0	75		
	5	005.0	0005.0	60		
	6	006.0	0006.0	50		

When opting to add a collar, be sure to specify the appropriate collar I.D. as well as the collar code. For the spindle pitch, specify the same value as the current lead screw has.

Alteration	Code	Spec.
Includes an Indicator Collar in the set Indicator Collar Details	CSE	Shafts whose O.D. is less than 14mm are used with a collar attached. Please select a collar with an I.D. of required shaft diameter, and order as an alteration. Ordering Code  DPNR2-CSE 8 Add the needed collar "d" after the Indicator model number. Collar Dimension 6 ..... -CSE6 Collar Dimension 8 ..... -CSE8 Collar Dimension 10 ..... -CSE10 Collar Dimension 12 ..... -CSE12

Part Number	Collar Code, I.D. d
DPNR2	CSE10
DPML3	CSE12
DPNFR4	

