Multi Plumbing Clamps

RoHS10

MTC

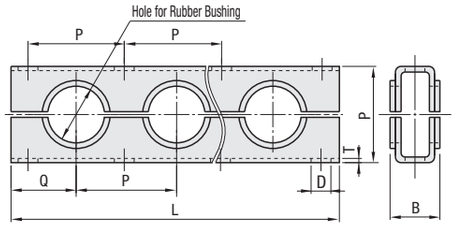

M Material: SPHC
* Black Paint

Part Number Type	No.	N (Number of Holes) Selection	L	P	Q	B	D	T	Recommended Assembly Bolt (Coarse) One Stack	Two Stacks	Unit Price 1 ~ 9 pc(s).	Volume Discount Rate 10~50
MTC	38	1	55	37.5	27.5	26	9	2.3	M8-50	M8-90		
		2	92.5									
		3	130									
		4	167.5									
		5	205									
	50	1	70	50	35	26	9	2.3	M8-65	M8-115		
		2	120									
		3	170									
		4	220									
		5	270									
	75	1	100	75	50	38	11	3.2	M10-90	M10-170		
		2	175									
		3	250									
		4	325									
		5	400									
	100	1	130	100	65	42	11	4	M10-120	-		
		2	230									

L dimension of recommended bolts for assembling are for using weld-on adapters (MCWA) **P.1290**.
Please be sure to confirm the length for each assembling method before use.

The Number of Possible Combinations

Bottom \ Top	38	50	75	100
38	*○	×	×	×
(MCKB)	38-8			
50	×	*○	×	×
(MCKB)		50-8		
75	○	○	*○	×
(MCKB)	75-8	75-8	75-10	
100	×	○	×	○
(MCKB)		100-8		100-10

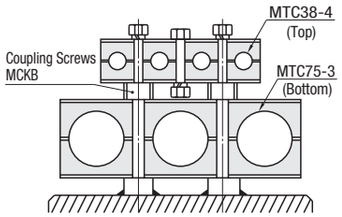

3-Dimensional Example of Assembly

* Enable to assemble with recommended hex screws for assembling (2 Stacks).
○: Enable to assemble using coupling screws (MCKB).
×: Assembling is not possible.

Ordering Example

Part Number	-	N (Number of Holes)
MTC50	-	4

Example

When fixing the clamp on the frame by assembling a mounting adapter on the clamp body.

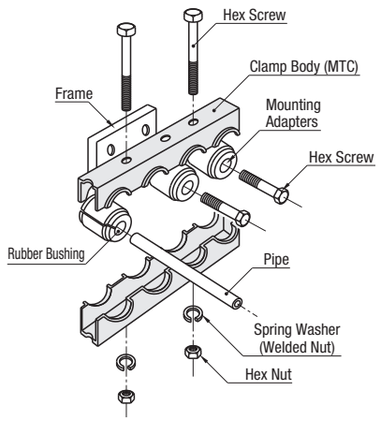

When fixing the clamp body by welding the weld-on adapter (weld nut) on the frame.

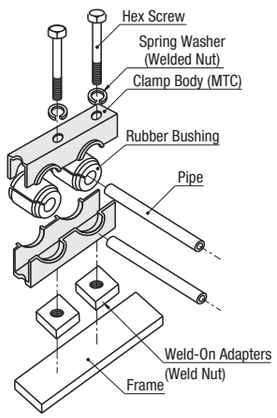

Accessories for Plumbing Clamps

Rubber Bushings

RoHS10

MCBR (For Inch Pipes)
MCBM (For Metric Pipes)

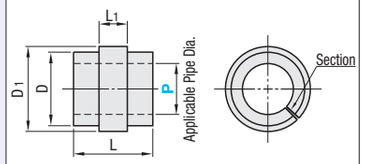

Inch Pipe O.D. Nominal	mm
1/8	10.5
1/4	13.8
3/8	17.3
1/2	21.7
3/4	27.2
1	34.0
1 1/4	42.7
1 1/2	48.6
2	60.5

M Material: Neoprene Rubber

Part Number Type	No.	P=Applicable Pipe Dia. Selection (For inch pipes, select numbers above)	L	L1	D	D1	Applicable Body No.
MCBR (For Inch Pipes)	38	1 (1/8) 2 (1/4) 3 (3/8)	36	13.2	22.8	28.8	38
	50	1 (1/8) 2 (1/4) 3 (3/8) 4 (1/2) 6 (3/4)	36	13.2	33.2	40.8	50
	75	3 (3/8) 4 (1/2) 6 (3/4) 8 (1) 10 (1, 1/4)	48	19.3	56	64.4	75
	100	6 (3/4) 8 (1) 10 (1, 1/4) 12 (1, 1/2) 16 (2)	52	17.8	76	88	100
MCBM (For Metric Pipes)	38	6 8 10 12 15 16 18	36	13.2	22.8	28.8	38
	50	10 12 15 16 18 20 22 25 30	36	13.2	33.2	40.8	50
	75	10 12 15 16 18 20 22 25 28 30 32 34 35 38 40 42	48	19.3	56	64.4	75
	100	28 30 32 35 38 40 42 50	52	17.8	76	88	100

No.	P	MCBR (For Inch Pipes) Unit Price 1 ~ 9 pc(s).	Volume Discount Rate 10~50
38	1		
	2		
	3		
50	1		
	2		
	3		
	4		
	6		
75	3		
	4		
	6		
	8		
	10		
100	6		
	8		
	10		
	12		
	16		

No.	P	MCBM (For Metric Pipes) Unit Price 1 ~ 9 pc(s).	Volume Discount Rate 10~50
38	6		
	8		
	10		
	12		
	15		
	16		
	18		
50	10		
	12		
	15		
	16		
	18		
	20		
	22		
	25		
	30		
75	10		
	12		
	15		
	16		
	18		

No.	P	MCBM (For Metric Pipes) Unit Price 1 ~ 9 pc(s).	Volume Discount Rate 10~50
75	20		
	22		
	25		
	28		
	30		
	32		
	34		
	35		
	38		
	40		
	42		
100	28		
	30		
	32		
	35		
	38		
	40		
	42		
	50		

Mounting Adapters

RoHS10

MCMA

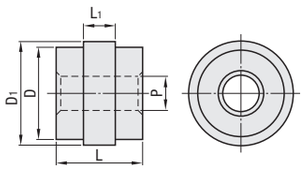

M Material: Aluminum Alloy Diecast (ADC12)

Part Number Type	No.	P	L	L1	D	D1	Applicable Body No.	Unit Price 1 ~ 9 pc(s).	Volume Discount Rate 10~50
MCMA	38	8.5	32	13.3	21.2	28.8	38		
	50	8.5	32	13.3	31.2	40.8	50		
	75	13	43	19.5	54	64.4	75		

Coupling Screws

RoHS10

MCKB

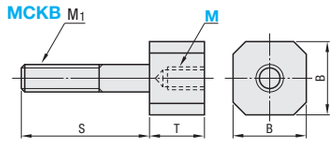

* Details of Applicable Clamps
Refer to App. Example P.1289

M Material M=8 S45C
M=10 SCM435

S Surface Treatment: Trivalent Chromate

Part Number Type	No.	M (Coarse)	S	T	B	M1 (Coarse)	Applicable Body No.	Unit Price 1 ~ 9 pc(s).	Volume Discount Rate 10~50
MCKB	38	8	50	23	17	M8	38		
	50	8	65	23	17	M8	50		
	75	8	90	23	17	M10	75		
		10	90	33	17	M10	75		
	100	8	120	23	17	M10	100		
		10	120	33	17	M10	100		

Weld-On Adapters

RoHS10

MCWA

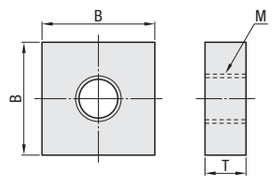

M Material: SS400

Part Number Type	No.	M (Coarse)	T	B	Applicable Body No.	Unit Price 1 ~ 9 pc(s).	Volume Discount Rate 10~50
MCWA	38	M8	16	25	38		
	50	M8	16	25	50		
	75	M10	19	38	75		
	100	M10	25	44	100		

Ordering Example

Part Number	-	P or M
MCBM38	-	10
MCMA50		
MCKB100	-	8
MCWA75		