

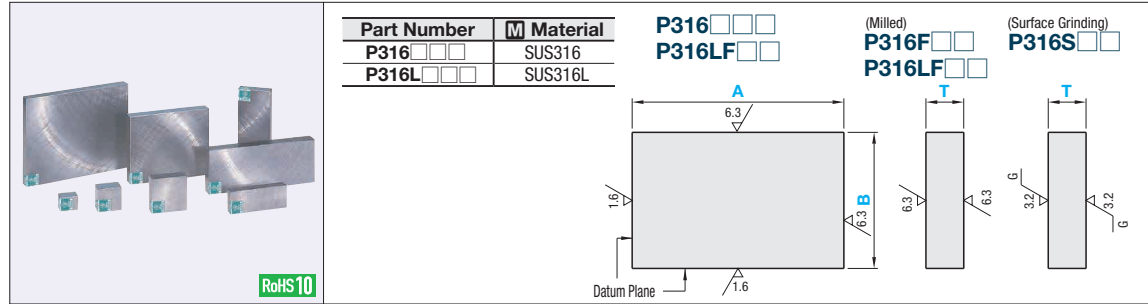


Configurable Plates - SUS316 / SUS316L

■ Features of SUS316

• Austenitic Stainless Steel with higher corrosion resistance than SUS304.

■ Features of SUS316L

• Austenitic Stainless Steel with higher corrosion resistance, toughness, ductility, machinability and weldability than SUS316.



Part Number	M	Material
P316	□□□	SUS316
P316L	□□□	SUS316L

(Milled)	(Surface Grinding)
P316F	P316S
P316LF	P316SL

(Ex.) For P316FQM-255-100-10.5

A Dimension x Area Unit Price = Price

Part Number		0.5mm Increment				
Type	Upper-Lower Surface Finish	① Plate Thickness Tolerance Selection	② A, B Dimension Tolerance Selection	A	B	T
P316	F (Milled)	P	P	15~500	10~200	8~30
	S (Surface Grinding)	Q	Q			
P316L	F (Milled)	N	N	15~200	10~200	8~30
		M	M			

Some sizes cannot be machined. See the price list for details.
Please choose the size such that A ≥ B for milled products and A < B × 3 for surface-ground products.

① Plate Thickness Tolerance

Upper-Lower Surface Finish	P	Q	N	M
F (Milled)	+0.1~+0.3	0~+0.2	±0.1	-0.2~0
S (Surface Grinding)	+0.1~+0.2	0~+0.1	±0.05	-0.1~0

② A, B Dimension Tolerance

Upper-Lower Surface Finish	A, B Dimension	P	Q	N	M
F (Milled), S (Surface Grinding)	250mm or Less	+0.1~+0.3	0~+0.2	±0.1	-0.2~0
	250.5mm or More	+0.1~+0.6	0~+0.5	±0.25	-0.5~0

■ Precision Standards

Item	(Max. Value)	
	Upper-Lower Surface Finish F (Milled)	S (Surface Grinding)
Thickness Parallelism (per 100mm)	0.05	0.012
Flatness (per 100mm)	T8~15.5	0.07
	T16~25.5	0.05
	T26~30	0.012
Perpendicularity of Datum Plane	0.015 per 100mm	
Circumference Chamfering	C0.2~C0.5	



Part Number					A	B	T
Type	Upper-Lower Surface Finish	Plate Thickness Tolerance	A, B Dimension Tolerance				
P316	F	Q	M	-	255	155	18
P316L	F	N	N	-	200	20	10.5

Alterations Part Number - A - B - T - (CSC, CBC, CCA... etc.)
P316FNM - 300 - 155 - 20 - CSC

Alterations	Circumference Chamfering		Corner Cut
Code	CSC	CBC	CCA, CCB, CCC, CCD
Spec.	Reduce the circumference chamfering dimension. Standard C0.2 ~ C0.5 → C0.1 or Less	Increase the circumference chamfering dimension. Standard C0.2 ~ C0.5 → C0.5~C1.0	Cuts any corners. 1 ≤ Corner Cut ≤ 50: 1mm Increment C ≤ (A+B)/2 Ordering Code (Ex.) When the corners of A and D are cut by CS, → CCA5-CCD5

Part Number	A	B	T	8~10	10.5~12	12.5~15	15.5~20	20.5~25	25.5~30
P316F	15 ~ 50	10~19.5	8~30						
	50.5~100								
	100.5~150								
	20 ~ 50								
	50.5~ 75	20~25	8~30						
	75.5~100								
	100.5~200								
	25.5~ 50								
	50.5~ 75	25.5~40	8~30						
	75.5~100								
	100.5~200								
	200.5~500								
	40.5~ 50	40.5~60	8~30						
	50.5~ 75								
	75.5~100								
	100.5~200								
	200.5~500	60.5~80	8~30						
	60.5~ 75								
	75.5~100								
	100.5~200								
200.5~500	80.5~100	8~30							
80.5~100									
100.5~200									
200.5~500									
200.5~500	100.5~125	8~30							
100.5~125									
125.5~200									
200.5~500									
125.5~200	125.5~150	8~30							
125.5~200									
200.5~500									
150.5~200									
200.5~500	150.5~160	8~30							
150.5~200									
200.5~500									
160.5~200									
200.5~500	160.5~200	8~30							
160.5~200									
200.5~500									
200.5~500									

Part Number	A	B	T	8~10	10.5~12	12.5~15	15.5~20	20.5~25	25.5~30
P316S	15 ~ 50	10~19.5	8~30						
	50.5~100								
	100.5~150								
	20 ~ 50								
	50.5~ 75	20~25	8~30						
	75.5~100								
	100.5~200								
	25.5~ 50								
	50.5~ 75	25.5~40	8~30						
	75.5~100								
	100.5~200								
	200.5~500								
	40.5~ 50	40.5~60	8~30						
	50.5~ 75								
	75.5~100								
	100.5~200								
	200.5~500	60.5~80	8~30						
	60.5~ 75								
	75.5~100								
	100.5~200								
200.5~500	80.5~100	8~30							
80.5~100									
100.5~200									
200.5~500									
100.5~125	100.5~125	8~30							
100.5~125									
125.5~200									
200.5~500									
125.5~200	125.5~150	8~30							
125.5~200									
200.5~500									
150.5~200									
200.5~500	150.5~160	8~30							
150.5~200									
200.5~500									
160.5~200									
200.5~500	160.5~200	8~30							
160.5~200									
200.5~500									
200.5~500									

Part Number	A	B	T	8~10	10.5~12	12.5~15	15.5~20	20.5~25	25.5~30
P316LF	15 ~ 50	10~19.5	8~30						
	50.5~100								
	100.5~150								
	20 ~ 50								
	50.5~ 75	20~25	8~30						
	75.5~100								
	100.5~200								
	25.5~ 50								
	50.5~ 75	25.5~40	8~30						
	75.5~100								
	100.5~200								
	200.5~500								
	40.5~ 50	40.5~60	8~30						
	50.5~ 75								
	75.5~100								
	100.5~200								
	200.5~500	60.5~80	8~30						
	60.5~ 75								
	75.5~100								
	100.5~200								
200.5~500	80.5~100	8~30							
80.5~100									
100.5~200									
200.5~500									
100.5~125	100.5~125	8~30							
100.5~125									
125.5~200									
200.5~500									
125.5~200	125.5~150	8~30							
125.5~200									
200.5~500									
150.5~200									
200.5~500	150.5~160	8~30							
150.5~200									
200.5~500									
160.5~200									
200.5~500	160.5~200	8~30							
160.5~200									
200.5~500									
200.5~500									