L Shape Finished Angle Mounting Plate, Bracket

Center Symmetrical Type

RoHS10

Part Number Type	Material Symbol	Material	Surface Treatment
LRAMW LRCMT LRCDF LRCDA LRCMN LRDDG	SS	SS400	-
	SSB		Black Oxide
	SSM		Electroless Nickel Plating
	AS	A6063	-
	ASW		Anodize (Clear)
	ASB		Anodize (Black)
	SU	SUS304	-

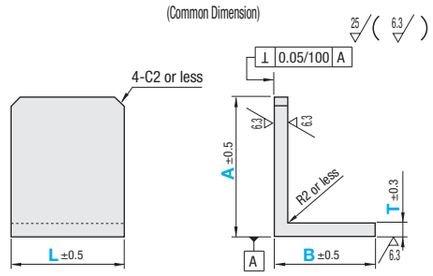

C0.2 to C0.5, unless otherwise specified.

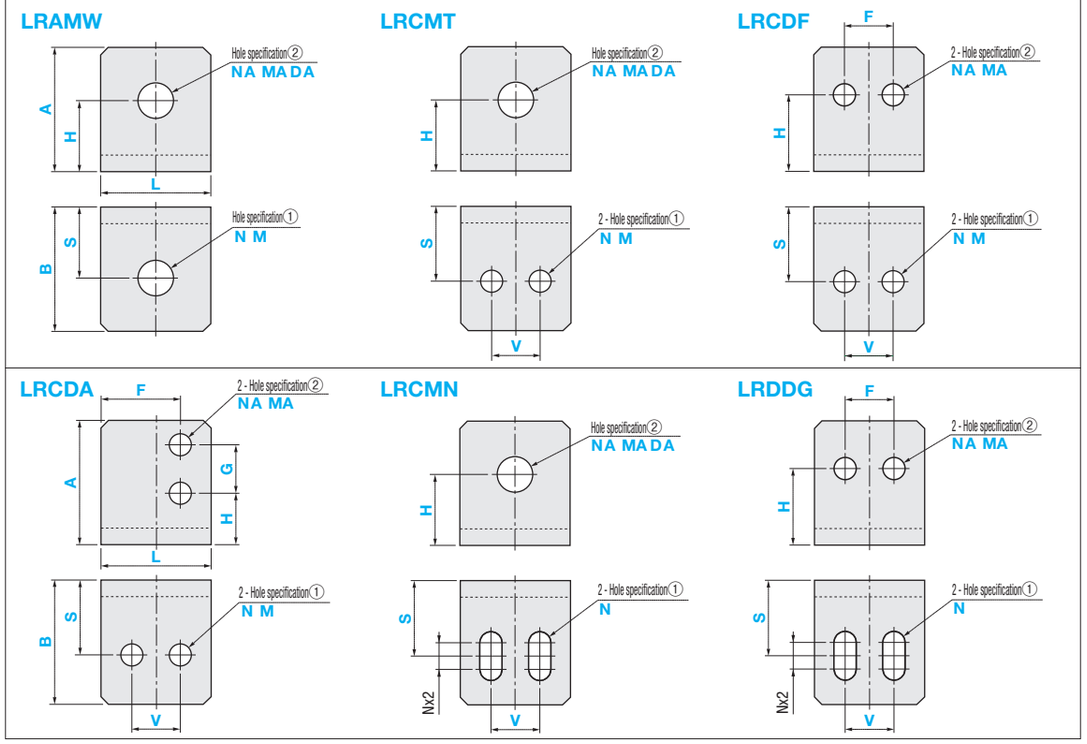

Part Number Type	Material Symbol	T Selection	A Selection	B Selection	L Selection	V	S	Hole Specification① Code	Hole Specification① Nominal Dia.	H	F	G	Hole Specification② Code	Hole Specification② Nominal Dia.	Hole Specification② Code	Hole Specification② Specification
LRAMW LRCMT LRCDF LRCDA LRCMN LRDDG	SS SSB SSM	5 6	20 25 40 50	20	25 30 40 50 60 70 80	0.1mm Increment		N M	3 4 5 6 8 10 12 For the machining dimensions, see Hole Type Selection Chart.	0.1mm Increment			NA MA	3 4 5 6 8 10 12 For the machining dimensions, see Hole Type Selection Chart.	DA	3~30 (0.5mm Increment)
			25 30 40 50 60	25												
			20 25 30 40 50 60	30												
		5 6 10	40 50 60 80	40	30 40 50 60 70 80											
		6 10	40 50 60	50												
	AS ASW ASB	5 6	20 25 40 50	20	25 30 40 50 60 70 80											
			25 30 40 50 60	25												
			20 25 30 40 50 60	30												
		5 6 10	40 50 60 80	40	30 40 50 60 70 80											
		6 10	40 50 60	50												
	SU	5 6	20 25 40 50	20	25 30 40 50 60 70 80											
			25 30 40 50 60	25												
			20 25 30 40 50 60	30												
		5 6 8	40 50 60	40	30 40 50 60 70 80											
			40 50 60	50												

Ordering Example

Part Number Type	Material Symbol	T	A	B	L	V	S	Hole Specification① Code, Nominal Value	H	F	G	Hole Specification② Code, Nominal Value
LRAMW	SS	T6	A50	B40	L40		S25	N3	H30			NA3
LRCMT	AS	T6	A50	B30	L40	V25	S20	N8	H35			MA5
LRCDF	SS	T6	A50	B50	L40	V25	S35	M5	H35	F25		MA5
LRCDA	AS	T5	A60	B30	L50	V25	S20	N3	H20	F30	G10	NA3
LRCMN	SSB	T5	A60	B50	L50	V15	S20	N5	H35			DA10
LRDDG	SU	T6	A40	B30	L50	V15	S10	N3	H25	F15		MA5

•Price Calculations

Hole machining charge is added to body price.

(Ex.) For LRAMW-SS-T6-A50-B30-L30-S17-N6-H17-NA6,

Main Body Price + Hole Machining Charge = Price

■Hole Machining Charge

Material	LRAMW	LRCMT	LRCDF LRCDA	LRCMN	LRDDG
SS400					
A6063					
SUS304					

■Main Body Price

■SS400

T	A	Not Treated SS L25, 30	L40	L50	L60	L70	L80	Black Oxide SSB L25, 30	L40	L50	L60	L70	L80	Electroless Nickel Plating SSM L25, 30	L40	L50	L60	L70	L80
5 6	20																		
	25																		
	30																		
	40																		
	50																		
	60																		
	80																		
10(8)	40																		
	50																		
	60																		
	80																		

(8) is for stainless steel only

■SUS304

T	A	Not Treated SU L25, 30	L40	L50	L60	L70	L80
5 6	80	-	-	-	-	-	-
10(8)	80	-	-	-	-	-	-

■A6063

T	A	Not Treated AS L25, 30	L40	L50	L60	L70	L80	Anodize (Clear) ASW L25, 30	L40	L50	L60	L70	L80	Anodize (Black) ASB L25, 30	L40	L50	L60	L70	L80
5 6	20																		
	25																		
	30																		
	40																		
	50																		
	60																		
	80																		
10	40																		
	50																		
	60																		
	80																		

Alterations

Part Number Type	Material Symbol	T	A	B	L	V	S	Hole Specification① Code, Nominal Value	H	F	G	Hole Specification② Code, Nominal Value	(CC, RC)
LRAMW	SS	T6	A50	B30	L30		S20	N6	H35	F15		NA5	CC10

Alterations	Corner cut change	Slotted Bottom Hole Angle Change
	2-CC	Nx2, B, S, V
Code	CC	RC
Spec.	CC = 1mm Increment 1≤CC≤30 Ordering Code Add CC at the end of the Part Number designation. (Ex.) ~ -CC10	Slotted holes are changed as shown above. Note the dimensions relationship. Ordering Code Add RC at the end of the type designation. (Ex.) ~ -RC

■Hole Type Selection Chart

Hole Type	Tapped Holes	Bolt Hole	Through Hole
Code	M, MA	N, NA	DA
Shape Diagram	M, MA	d	DA
Machining Specifications	Effective Tap Length Max. M , MAx2	Screw Nominal Size: 3, 4, 5, 6, 8, 10, 12 d: 3.5, 4.5, 5.5, 6.5, 9, 11, 14	Dimensions 3~30: Hole Dia. Tolerance ±0.2

■Machining Limits

There are machining limits for thickness between holes, and between hole and edge.
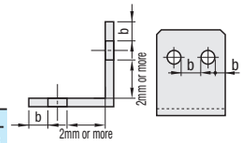
For limit values, see P.1833.