
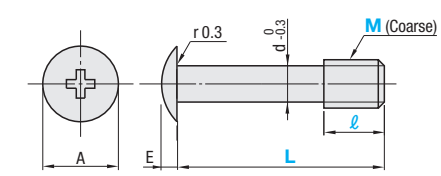


# Cover Screws

Phillips / Long Knurled Head / Knurled Head

**Phillips** **GUTBJ**

Reference Tensile Breaking Load (N)


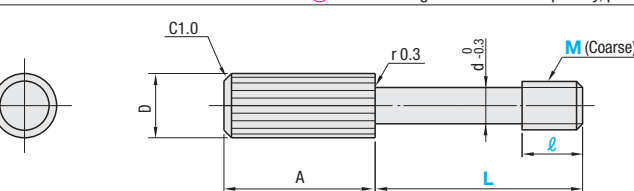
M3	1390
M5	4300

\* The above data are for reference, not guaranteed.

Material: SUS304 Equivalent

Part Number Type	M	ℓ	L	A	E	d	Unit Price	Volume Discount Rate
GUTBJ	3	2	5 8 10	6.9	1.9	2.2	1 ~ 29 pc(s)	30 ~ 300 pcs.
		3.5	6 8 10					
		4	8 10 12					
	4	3	6 8 10 12 16	9.4	2.5	3		
		5	10 16					
	5	3	8 10 12	11.8	3.1	3.9		
		6	12 16 20					
	6	4	10 12 16 20	14	3.7	4.5		
		8	12 16 20 25 30					
	8	5	16	17.8	4.8	6.3		
		10	40					


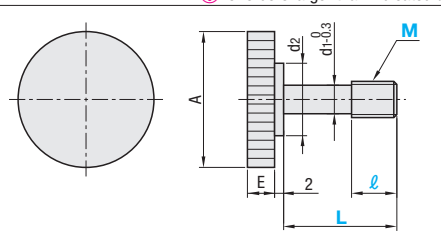
**Long Knurled Head** **GUTBR**

Material: SUS303

Part Number Type	M	ℓ	L	D	A	d	Unit Price	Volume Discount Rate
GUTBR	3	2	6 8 10 12	5.5	10	2.2	1 ~ 29 pc(s)	30 ~ 300 pcs.
		3.5	6 8 10 12					
		4	8 10 12					
	4	3	6 8 10 12 16	7	16	3		
		5	10 12 16					
	5	3	8 10 12 16 20	8.5	20	3.9		
		6	12 16 20					
	6	4	8 10 12 16 20	10	30	4.5		
		8	12 16 20 25					
	8	5	10 12 16 20	13	36	6.3		
		10	20 25 30					

**Knurled Head** **RNCB**

Material: SUS303

Part Number Type	M	ℓ	L	A	d1	d2	E	Unit Price	Volume Discount Rate
RNCB	3	2	4 6 8 10	12	2.2	6	2.5	1 ~ 29 pc(s)	30 ~ 50 pcs.
		3.5	6 8 10 12 15						
		4	8 10 12 15 20						
	4	3	6 8 10 12 15	16	3	8	3.5		
		5	10 12 15 20						
	5	3	8 10 12 15	20	3.9	10	4		
		6	12 15 20 25						
	6	8	12 15	24	4.5	12	5		
		10	15 20						
	8	30	6.3 16	30	6.3	16	6		

Ordering Example

Part Number - ℓ - L

GUTBJ3 - 4 - 8


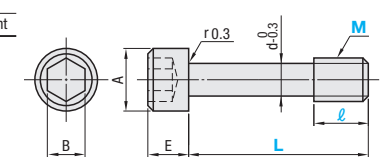
GUTBR4 - 5 - 16

RNCB4 - 5 - 16

# Cover Screws


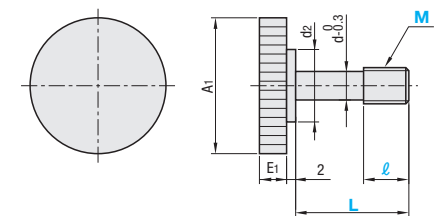
Configurable Length

**Configurable Length Hex Socket Head**


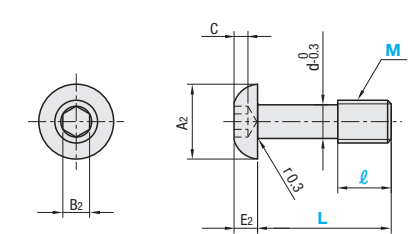
Type	Material	Surface Treatment	Strength Class
FGUTM	SCM435	Electroless Nickel Plating	8.8 Equivalent
FGUTS	SUS304 Equivalent	-	A2-70 Equivalent

**Configurable Length Knurled**

Type	Material
FRNCS	SUS303

**Configurable Length Button Head Cap**

Type	Material	Strength Class
FCBBS	SUS304 Equivalent	A2-50 Equivalent

Part Number Type	M	1mm Increment						Machining Conditions	Unit Price			
		ℓ			L				FGUTM	FGUTS	FRNCS	FCBBS
FGUTM FGUTS FRNCS FCBBS	3	2-18	4-16	5-20	4-20	6-20	6-25	ℓ ≤ L				
	4	3-18	4-16	5-25	6-20	6-20	6-30					
	5	3-23	5-20	5-25	8-25	8-25	8-30					
	6	4-28	8-20	8-30	8-30	8-25	8-35					
8	5-38	10-20	10-45	8-40	10-25	10-50						

M	A	A1	A2	E	E1	E2 (Max.)	B	B2	C (Min.)	d	d2
3	5.5	12	5.5	3	2.5	1.6	2.5	2	1.04	2.2	6
4	7	16	7.5	4	3.5	2.2	3	2.5	1.3	3	8
5	8.5	20	9.5	5	4	2.7	4	3	1.56	3.9	10
6	10	24	10.5	6	5	3.3	5	4	2.08	4.5	12
8	13	30	14	8	6	4.4	6	5	2.6	6.3	16

Ordering Example

Part Number - ℓ - L

FRNCS6 - 8 - 20

For orders larger than indicated quantity, please check with WOS.

For orders larger than indicated quantity, please check with WOS.

For orders larger than indicated quantity, please check with WOS.

For ℓ=L, there will be incomplete threads (2 pitches Max.) below the screw head