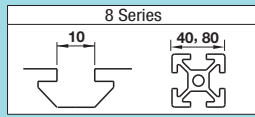


Tabbed Brackets - For 1 Slot

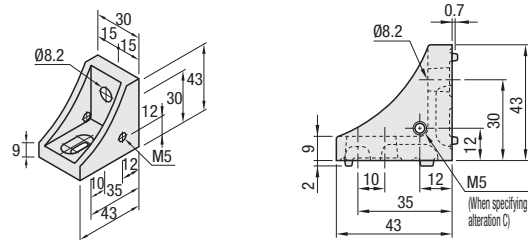
For 8 Series (Slot Width 10mm) Aluminum Extrusions



■ **Features:** Brackets with Slotted Hole on one side. Hex Socket Head Cap Screws with Captured Washer can be used for mounting without interference between screw heads.

■ **Brackets with Slotted Hole on One Side**

HBLFSH8



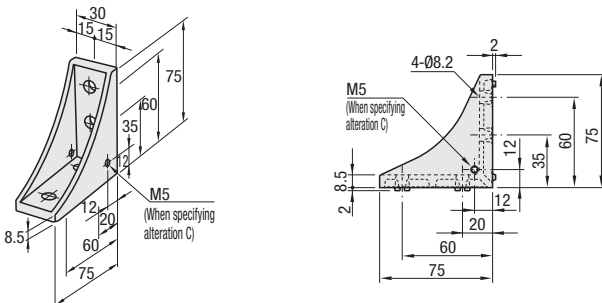
Material: ADC12

Part Number	Mass (g)	Applicable Screw, T Nut				Allowable Load (N)	Unit Price 1-99 pc(s), 100-200	Volume Discount Rate
		Screw	Quantity	T Nut	Quantity			
HBLFSH8	52	CBM8-20	2	HNTT8-8	2	2058		

■ **Features:** Brackets with two mounting holes on one side can connect extrusions more securely.

■ **Tabbed Reversal Brackets**

HBLFSSW8

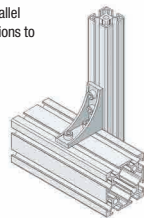


Material: ADC12

Part Number	Mass (g)	Applicable Screw, T Nut				Allowable Load (N)	Unit Price 1-99 pc(s), 100-200	Volume Discount Rate
		Screw	Quantity	T Nut	Quantity			
HBLFSSW8	105	CBM8-20	4	HNTT8-8	4	3087		



Example Can be connected in parallel and perpendicular directions to the extrusion slot.

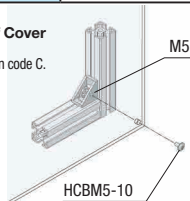


Ordering Example Part Number HBLFSSW8

Alterations Part Number HBLFSSW8 - (C, SET, SST, SEU, SSU, SEP, SSP, SEC) SET

Alterations	Code	Spec.	Applicable Bracket
Mounting Hole Alteration for Cover	C	Adds taps on a bracket for cover mounting. (M5 on Both Sides) (Mounting Screw HCBM on P.754)	HBLFSH8
			HBLFSSW8

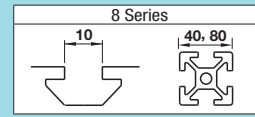
Example ■ **Example of Cover Mounting**
• Specify alteration code C.



Alterations	Code	Spec.	Applicable Bracket
Applicable Screws and Nuts Set	SET	Applicable screws and nuts for fixing the brackets on extrusions come in a set. (Adds to the bracket price.)	HBLFSH8
	SST	(Stainless Steel)	
	SEU	(Pre-Assembly Insertion Spring Nuts)	
	SSU	(Ex.) When HBLFSSW8 is specified:	
	SEP	Code Screw Nut	
	SSP	SET CBM8-20 HNTT8-8	
	SEC	(Pre-Assembly Insertion Spring Nuts Stainless Steel)	
	SSU	SST SCB8-20 HNTTSN8-8	
	SSU	SEU CBM8-20 HNTU8-8	
	SSU	SSU SCB8-20 SHNTU8-8	
	SEP	SEP CBM8-20 HNTP8-8	
	SSP	SSP SCB8-20 SHNTP8-8	
SEC	SEC HCBST8-24 HNTT8-8		
		⚠ When specifying other than HBLFSSW8, check for the applicable screws and nuts.	
		⚠ Included Screw is not RoHS compliant when -SET, -SEU or -SEP are specified.	

Extruded Brackets - For 1 Slot

For 8 Series (Slot Width 10mm) Aluminum Extrusions



■ **Features:** Perpendicularly machined type Extruded Brackets with tabs to fit extrusions. Brackets with tabs to fit in slots of extrusions and stop rotating when tightening.

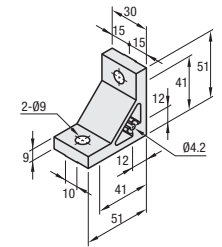
■ **Thick Brackets (Perpendicularly Machined)**



Part Number	Perpendicularity K
HBKTS8	0.03
HBKTSB8 (Black Anodize)	0.06

HBKTS8
HBKTS8
HBKTSB8
(Black Anodize)

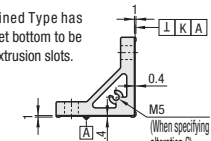
Type	Material	Surface Treatment
HBKTS8	A6N01SS-T5	Anodize
HBKTSB8		Black Anodize



Part Number	Mass (g)	Applicable Screw	T Nut	Quantity	Quantity	Allowable Load (N)	Unit Price 1-99 pc(s), 100-200	Volume Discount Rate
HBKTS8	65.8	CBM8-20	2	HNTT8-8	2	2058		
HBKTSB8								
HBKTSB8* (Black Anodize)								

* For repairing black anodizing, refer to P.846.

Perpendicularly Machined Type has protrusions on the bracket bottom to be inserted into aluminum extrusion slots.

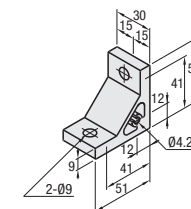


■ **Features:** Aluminum Extruded Brackets. Designed to prevent dust from building up with good appearance.

■ **Thick Brackets**



NBLTS8
HBLTS8
HBLTSB8
(Black Anodize)
CHBLTS8
(Clear Coating)



⚠ Both sides and screw holes of NBLTS8 is not anodized.

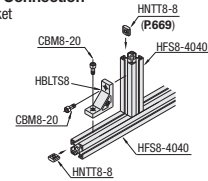
Type	Material	Surface Treatment
NBLTS8	A6063S-T5	Anodize
HBLTS8		Black Anodize
HBLTSB8		Black Anodize
CHBLTS8	A6N01SS-T5	Clear Paint Anodize + Clear Paint

Part Number	Mass (g)	Applicable Screw	T Nut	Quantity	Quantity	Allowable Load (N)	Unit Price 1-99 pc(s), 100-200	Volume Discount Rate
NBLTS8	65.8	CBM8-20	2	HNTT8-8	2	2058		
HBLTS8								
HBLTSB8* (Black Anodize)								
CHBLTS8 (Clear Coating)	66							

* For repairing black anodizing, refer to P.846.



Example of Extrusion Connection
Connection with Thick Bracket

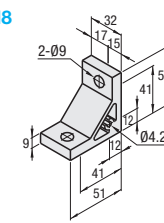


■ **Features:** Hole positions are offset. Can be combined with plates of 3mm and 5mm thickness when using taps for mounting covers.

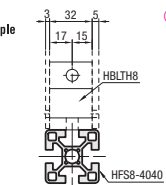
■ **Eccentric Brackets**



HBLTH8



⚠ They can be combined with cover plates of thickness 3mm and 5mm.



Material: A6N01SS-T5
Surface Treatment: Anodize

Part Number	Mass (g)	Applicable Screw	T Nut	Quantity	Quantity	Allowable Load (N)	Unit Price 1-99 pc(s), 100-200	Volume Discount Rate
HBLTH8	68	CBM8-20	2	HNTT8-8	2	2058		

Ordering Example Part Number HBLTH8

Alterations Part Number HBLTH8 - (C, SET, SST, SEU, SSU, SEP, SSP, SEC) SET

Alterations	Code	Spec.	Applicable Bracket
Mounting Hole Alteration for Cover	C	Adds taps on a bracket for cover mounting. (M5 on Both Sides) (Mounting Screw HCBM on P.754)	HBKTS8
			NBLTS8
			HBLTS8
			CHBLTS8
			HBLTH8

Alterations	Code	Spec.	Applicable Bracket
Applicable Screws and Nuts Set	SET	Applicable screws and nuts for fixing the brackets on extrusions come in a set. (Adds to the bracket price.)	HBKTS8
	SST	(Stainless Steel)	
	SEU	(Pre-Assembly Insertion Spring Nuts)	
	SSU	(Ex.) When HBLTS8 is specified:	
	SEP	Code Screw Nut	
	SSP	SET CBM8-20 HNTT8-8	
	SEC	(Pre-Assembly Insertion Spring Nuts Stainless Steel)	
	SSU	SST SCB8-20 HNTTSN8-8	
	SSU	SEU CBM8-20 HNTU8-8	
	SSU	SSU SCB8-20 SHNTU8-8	
	SEP	SEP CBM8-20 HNTP8-8	
	SSP	SSP SCB8-20 SHNTP8-8	
SEC	SEC HCBST8-24 HNTT8-8		
		⚠ When specifying other than HBLTS8, check for the applicable screws and nuts.	
		⚠ Included Screw is not RoHS compliant when -SET, -SEU or -SEP other than black anodized brackets is specified.	

⚠ Screws for black anodized brackets are HCBMTB (Trivalent Chromate Black) on P.751.

⚠ Included Screw is not RoHS compliant when -SET, -SEU or -SEP other than black anodized brackets is specified.