Pulleys for Flat Belts - Width L = 110~510

Crowned, Crosspiece Groove Straight

For products uncovered by the e-Catalog Standard, see P.131.

Type		Material		Surface Treatment
Crowned	Crosspiece Groove Straight	Pulley	Press Fit Bushing	
ROBAWC	ROBAWM	Aluminum Alloy	Aluminum Alloy	Clear Anodize
ROBMWC	ROBMWM	STKM13A	S45C Equivalent	Electroless Nickel Plating
ROBSWC	ROBSWM	SUS304	SUS304	-

Set screws are not included. P.Z-239

*1. Since the drawing surface of pipe is unpolished, the Inner Dia. d1 is misshapen to some extent.

6.3 (1.6)

Crowned
ROBAWC, ROBMWC, ROBSWC

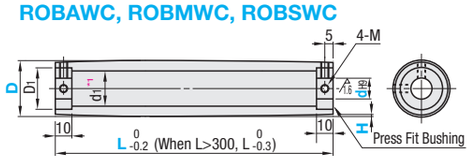

Crosspiece Groove Straight
ROBAWM, ROBMWM, ROBSWM

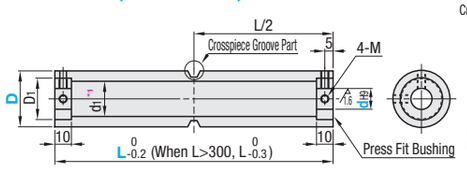

Crosspiece Groove Part

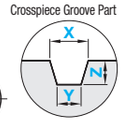

X≥Y

For Crosspiece Groove Part Dimensions, see "Pulley, Idler Relief Dimensions". P.1399

Keyway Shape

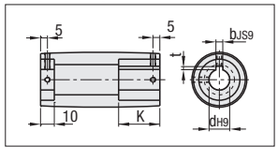

New JIS (B1301) Keyway Dimensions

Nominal		dH9		bJS9		t	Tolerance
N8	8	+0.036 0	3	±0.0125		1.4	+0.1 0
N10	10						
NK10	10		4	±0.0150		1.8	
N12	12	+0.043 0					
N15	15		5			2.3	
N20	20	+0.052 0	6			2.8	
N25	25		8	±0.0180		3.3	+0.2 0
N30	30						
N35	35	+0.062 0	10				

RoHS10

Part Number		dH9		1mm Increment	H Selection		0.1mm Increment			K	d1			D1	M	
Type	D	Round Hole + Tap	Keyway + Tap	L	L=110~300	L=310~510	X	Y	Z	Key Length	Aluminum Alloy	Steel (STKM13A)	Stainless Steel (SUS304)		Round Hole + Tap	Keyway + Tap
Crowned ROBAWC ROBMWC ROBSWC / Crosspiece Groove Straight ROBAWM ROBMWM ROBSWM	30	8	N8	110~510	0.3	0.5	7.0~15.0	5.0~12.0	2.0~4.5	25	15	15.8	18	22	M4	M3
		10	N10·NK10													
		12	N12							30						
	35	10	N10						4.0~6.0	25	17	18.1	18	27	M4	M3
		12	N12							30						
		15	N15													
	40	12	N12		0.5	0.8			4.0~7.0	30	17	18.7	20	33	M4	M3
		15	N15													M4
		20	N20						4.0~6.0		22	22.7	22			M5
	50	15	N15			1.0			4.0~7.0		17	30	28	40	M5	M4
		20	N20								22					M5
		25	N25		0.8						27					M6
	(60)	20	N20			1.2					22	-	-	45	M6	M5
		25	N25								32					M6
		30	N30													
	(80)	25	N25								41	-	-	55	M8	M6
		30	N30													
		35	N35													M8

D=(60) or (80) is applicable only for the Aluminum Alloy material. For Crosspiece Groove Straight Type with D = 30 or 35, only Aluminum Alloy is available as the material. Specify NK10 when Keyway + Tap with shaft bore dia. 10 and keyway width 4.0mm (height 1.8mm) is desired.

Ordering Example

■Crowned

Part Number	d	L	H
ROBAWC30	10	L350	H1.0
ROBMWC35	N10	L300	H0.5
ROBSWC50	N15	L400	H0.5

■Crosspiece Groove Straight

Part Number	d	L	X	Y	Z
ROBAWM60	25	L250	X14.0	Y11.8	Z5.0
ROBMWM50	20	L350	X13.0	Y11.5	Z6.0
ROBSWM50	25	L400	X12.0	Y10.0	Z6.0

Unit Price — Crowned

D	ROBAWC Aluminum Alloy L110~150	L160~200	L210~250	L260~300	L310~350	L360~400	L410~450	L460~510	ROBMWC Steel (STKM13A) L110~150	L160~200	L210~250	L260~300	L310~350	L360~400	L410~450	L460~510	ROBSWC Stainless Steel (SUS304) L110~150	L160~200	L210~250	L260~300	L310~350	L360~400	L410~450	L460~510	Keyway Machining Charge (Body Price +)
30																									
35																									
40																									
50																									
60									-	-	-	-	-	-	-	-	-	-	-	-	-	-	-	-	
80									-	-	-	-	-	-	-	-	-	-	-	-	-	-	-	-	

Unit Price — Crosspiece Groove Straight

D	ROBAWM Aluminum Alloy L110~150	L160~200	L210~250	L260~300	L310~350	L360~400	L410~450	L460~510	ROBMWM Steel (STKM13A) L110~150	L160~200	L210~250	L260~300	L310~350	L360~400	L410~450	L460~510	ROBSWM Stainless Steel (SUS304) L110~150	L160~200	L210~250	L260~300	L310~350	L360~400	L410~450	L460~510	Keyway Machining Charge (Body Price +)
30									-	-	-	-	-	-	-	-	-	-	-	-	-	-	-	-	
35									-	-	-	-	-	-	-	-	-	-	-	-	-	-	-	-	
40																									
50																									
60									-	-	-	-	-	-	-	-	-	-	-	-	-	-	-	-	
80									-	-	-	-	-	-	-	-	-	-	-	-	-	-	-	-	

Idlers for Flat Belts - Width L = 110~510

Straight, Crowned, Crosspiece Groove Straight

For products uncovered by the e-Catalog Standard, see P.131.

Type			Material	Surface Treatment
Straight	Crowned	Crosspiece Groove Straight		
ROFAWC	ROFAWT	ROFAWM	Aluminum Alloy	Clear Anodize
ROFMWC	ROFMWT	ROFMWM	STKM13A	Electroless Nickel Plating
ROFSWC	ROFSWT	ROFSWM	SUS304	-

6.3 (1.6)

Straight
ROFAWC, ROFMWC, ROFSWC

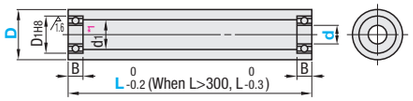

Crosspiece Groove Straight
ROFAWM, ROFMWM, ROFSWM

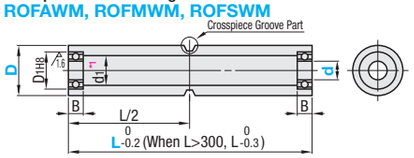

Crowned
ROFAWT, ROFMWT, ROFSWT

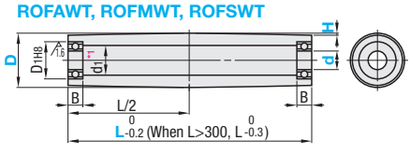

Crosspiece Groove Part

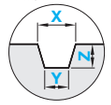

X≥Y

For Crosspiece Groove Part Dimensions, see "Pulley, Idler Relief Dimensions". P.1399

The bearings are removable. Temporarily attached with tape for shipping.

*1. Since the drawing surface of pipe is unpolished, the Inner Dia. d1 is misshapen to some extent.

RoHS10

Type	D	d	1mm Increment L	H Selection	0.1mm Increment X	Y	Z	d1 Aluminum Alloy	Steel (STKM13A)	Stainless Steel (SUS304)	Bearing Dimension No.	D1	B
Straight ROFAWC ROFMWC ROFSWC / Crowned ROFAWT ROFMWT ROFSWT / Crosspiece Groove Straight ROFAWM ROFMWM ROFSWM	30	8	110~510	0.3	7.0~15.0	5.0~12.0	2.0~4.5	15	-	-	B698ZZ	19	6
		8A*						-	15.8	18	B608ZZ	22	7
		10						15			B6900ZZ	22	6
		12									B6901ZZ	24	
	35	10					4.0~6.0	17	18.1	18	B6900ZZ	22	6
		12									B6901ZZ	24	
		15									B6902ZZ	28	7
	40	8					4.0~7.0	17	18.7	20	B628ZZ	24	8
		10									B6000ZZ	26	
		12									B6901ZZ	24	6
		15									B6902ZZ	28	7
		20					4.0~6.0	22	22.7	22	B6804ZZ	32	
	50	10		0.5			4.0~7.0	17	24	22	B6200ZZ	30	9
		12						22			B6001ZZ	28	8
		15						17			B6902ZZ	28	7
		20						22			B6804ZZ	32	
		25		0.8				27	30	28	B6905ZZ	42	9
	(60)	12						22	-	-	B6201ZZ	32	10
		15									B6002ZZ	32	9
		20									B6904ZZ	37	
		25						32			B6905ZZ	42	
		30									B6906ZZ	47	
	(80)	25						41	-	-	B6205ZZ	52	15
		30									B6006ZZ	55	13
		35									B6907ZZ	55	10

* D=30 and d=8A are only available for Steel or Stainless Steel. D=(60) or (80) is applicable only for the Aluminum Alloy material. For Crosspiece Groove Straight Type with D = 30 or 35, only Aluminum Alloy is available as the material.

Ordering Example

	Part Number	d	L	H	X	Y	Z
(Straight)	ROFAWC40	8	L200				
(Crowned)	ROFAWT30	10	L350	H0.5			
(Crosspiece Groove Straight)	ROFSWM50	20	L250		X14.0	Y11.8	Z5.0

Unit Price — Straight

D	ROFAWC Aluminum Alloy L110~150	L160~200	L210~250	L260~300	L310~350	L360~400	L410~450	L460~510	ROFMWC Steel (STKM13A) L110~150	L160~200	L210~250	L260~300	L310~350	L360~400	L410~450	L460~510	ROFSWC Stainless Steel (SUS304) L110~150	L160~200	L210~250	L260~300	L310~350	L360~400	L410~450	L460~510
30																								
35																								
40																								
50																								
60									-	-	-	-	-	-	-	-	-	-	-	-	-	-	-	-
80									-	-	-	-	-	-	-	-	-	-	-	-	-	-	-	-

Unit Price — Crowned

D	ROFAWT Aluminum Alloy L110~150	L160~200	L210~250	L260~300	L310~350	L360~400	L410~450	L460~510	ROFMWT Steel (STKM13A) L110~150	L160~200	L210~250	L260~300	L310~350	L360~400	L410~450	L460~510	ROFSWT Stainless Steel (SUS304) L110~150	L160~200	L210~250	L260~300	L310~350	L360~400	L410~450	L460~510
30																								
35																								
40																								
50																								
60									-	-	-	-	-	-	-	-	-	-	-	-	-	-	-	-
80									-	-	-	-	-	-	-	-	-	-	-	-	-	-	-	-

Unit Price — Crosspiece Groove Straight

D	ROFAWM Aluminum Alloy L110~150	L160~200	L210~250	L260~300	L310~350	L360~400	L410~450	L460~510	ROFMWM Steel (STKM13A) L110~150	L160~200	L210~250	L260~300	L310~350	L360~400	L410~450	L460~510	ROFSWM Stainless Steel (SUS304) L110~150	L160~200	L210~250	L260~300	L310~350	L360~400	L410~450	L460~510
30									-	-	-	-	-	-	-	-	-	-	-	-	-	-	-	-
35									-	-	-	-	-	-	-	-	-	-	-	-	-	-	-	-
40																								
50																								
60									-	-	-	-	-	-	-	-	-	-	-	-	-	-	-	-
80									-	-	-	-	-	-	-	-	-	-	-	-	-	-	-	-