■Oil-groove dimensions (GPJ,GPJL,GPJ—XL)

※Please note that in order to avoid interference between press-fit length and oil groove, Nmax. is provided as shown in the table below.

GPJ P.886
GPJL P.887
GPJ—XL P.887

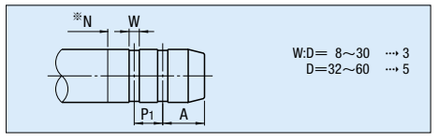

(Oil groove width (W) 3mm)※D=32 W5mm

L dimension	D=8～16 Nmax.	D=8～16 A	D=8～16 P1	D=8～16 Number of grooves	D=20 Nmax.	D=20 A	D=20 P1	D=20 Number of grooves	D=25 Nmax.	D=25 A	D=25 P1	D=25 Number of grooves	D=28～32※ Nmax.	D=28～32※ A	D=28～32※ P1	D=28～32※ Number of grooves
40	16	14	8	2	—	—	—	—	—	—	—	—	—	—	—	—
45																
50	24	15	9		24	15	8	2	24	15	8	2	24	17	10	2
55																
60					30	16	9		30	16	9		30	18	11	
65																
70	35				35				40				37			
75																
80	45				40								45			
85																
90	50	16	10		50	17	10		50	17	10		50	19	12	
95																
100	60				60				60				60			
105																
110	70				70				70				70			
115																
120	80	17	11	3	80				80				70			
125																
130					90				90				80			
135																
140					100				100				90			
145																
150					110	20	13	3	110	20	13	3	100			
155																
160					120				120				110			
165					117				117							
170		18	13											21	14	
175																
180																
185																
190																
195					100											
200																
210						20	13									
220																
230		20	14							21	14			23	16	
240									120							
250																
260	—	—	—	—												
270													120			
280																
290																
300																
310										23	16					
320																
330														25	18	
340																
350																
360					—	—	—	—								
370																
380									—	—	—	—				
390																
400																

(Oil groove width (W) 5mm)

L dimension	D=35 Nmax.	D=35 A	D=35 P1	D=35 Number of grooves	D=40 Nmax.	D=40 A	D=40 P1	D=40 Number of grooves	D=50・60 Nmax.	D=50・60 A	D=50・60 P1	D=50・60 Number of grooves
70	35	19	12	2	—	—	—	—	—	—	—	—
75												
80	45											
85												
90	50											
95												
100	60				40	32	22	2				
105												
110					50							
115												
120	70				60				50	36	26	2
125												
130	80	20	13						60			
135												
140	90				70				70			
145												
150	100				80				80			
155												
160	110					35	25					
165												
170	120									38	28	
175												
180		21	14									
185					90							
190												
195									90			
200					100							
210												
220					110	38	28		100			
230												
240					120				110			
250												
260					130				120	40	30	
270		22	15	3								
280									130			
290									140			
300		23	16			40	30					
310												
320									150			
330										42	32	
340									160			
350									170			
360									180			
370									190			
380												
390										44	34	
400												
410												
420												
430												
440												
450												
460												
470												
480												
490												
500												
510	—	—	—	—								
520												
530												
540												
550												

Oil groove	Plain
Leader pins with head	Leader Bushing

Suitable

Non JIS material definition is listed on P.1351 - 1352

RoHS

GPJ (L dimension selection type)

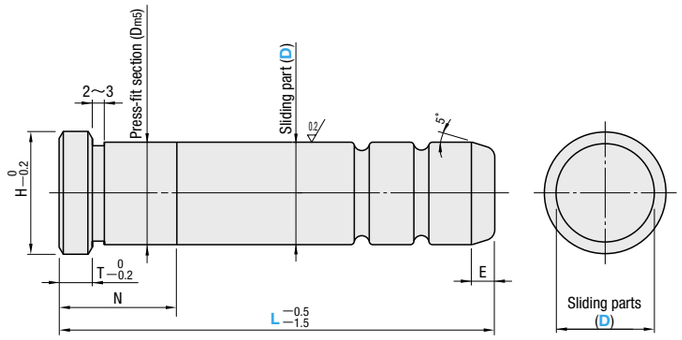

Oil grooves P.885
Recommended mold temperature for the usage of a precision leader pin and bushing is 80°C or less because of a little clearance between them. (P.878)
A center hole may be left on one or both ends.
Oil groove part might not be colored by heat treatment.

M SUJ2
H 58HRC～ (Induction hardening)

Sliding parts D		Press-fit section Dm5		T	H	E	N	Part Number Type	Part Number D	L Selection	U/Price 1～9
10	−0.015 −0.020	10	+0.012 +0.006	5	13	4	16	GPJ	10	45	Quotation
							24			55	
							35			70	
12	−0.020 −0.025	12	+0.015 +0.007		17	5	16		12	45	
							24			55	
							20			70	
16		16		6	21		16		16	45	
							24			55 60	
20	−0.025 −0.030	20	+0.017 +0.008		25		24		20	55	
							30			60 65 *70A	
							35			*70B 75	

Order

Part Number	—	L
GPJ20	—	55

Days to Ship: Quotation

Price: Quotation

*When GPJ20—70A, N=30
When GPJ20—70B, N=35

■Chart of press-fit tolerance GPJ

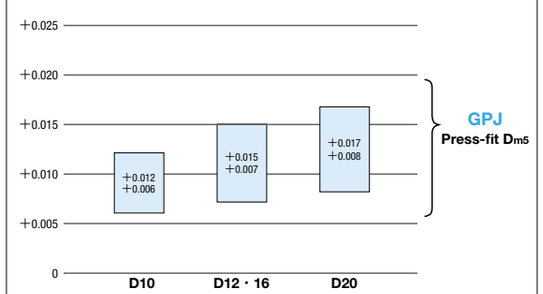

Leader Components