

FLANGE LIFTERS

— WITH OIL GROOVE EMBEDDED TYPE —

FLSE

FLSEN (Without bolt hole)

Components list

No.	Name	Qty.	Material & remarks
①	Sliding guide bar	1	FCD450 + Special solid lubricant (embedded)
②	Stopper	1	S45C + Special solid lubricant (embedded)
③	Spring	1	MISUMI

Attached components P.1125

Stroke S (mm)	H1	H2	H3	X—SWF		X—SWL	
				h1	h2	h1	h2
15	170	96	100	125	10	125	10
40			75			125	10
60			55			140	25
80	200	120	65	155	10	205	60
90			55				
100			45				

Stroke S (mm)	③ Spring X—SWF40					③ Spring X—SWL40				
	Free length	During installation		Final		Free length	During installation		Final	
		Length	Load (N)	Length	Load (N)		Length	Load (N)	Length	Load (N)
15	150	121	484	106	735	150	121	1024	106	1553
40	175	146	415		987	175	146	876	106	2084
60	200	166	425	130	1175	200	181	504	121	2094
80	250	210	400		260	704	180	212		
90		220	300		270	528				
100		230	200	280	352					

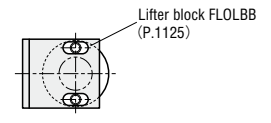
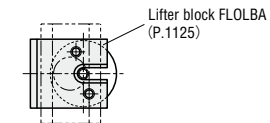
Catalog No.	Stroke S	③ Spring
FLSE FLSEN	15	X—SWF X—SWL
	40	
	60	
	80	
	90	
	100	



Example

·FLSE example 1

·FLSE example 2

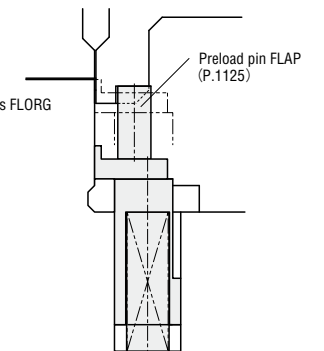
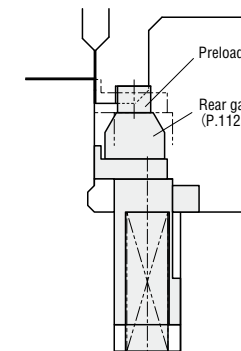


■ Sliding pin (①)

Catalog No.	Stroke S
FLSEP (For FLSE) FLSEN (For FLSEN)	15
	40
	60
	80
	90
	100

■ Stopper (②)

Catalog No.
FLSES



Order Catalog No. S — ③ Spring

FLSE 80 — L
FLSEP 90
FLSES

Days to Ship [Quotation](#)

Price [Quotation](#)

CONVEYANCE COMPONENTS FOR AUTOMOTIVES